

Toolboxes • Chests & Cabinets • Shop Furniture • Service Carts



**SERIOUS. PROFESSIONAL. SOLUTIONS.**

TOOL STORAGE  
**CATALOG**

**Safety Cabinets • Spill Containment • Parts Washers & Blasters • Garage Storage**



**1.800.874.6625**

## ABOUT HOMAK

Homak Manufacturing was founded in 1947 in Chicago by Sigmund H. Danziger. The name "Homak" was coined after a sign that Sigmund saw on a hat store. Originally a manufacturer of steel kitchen cabinets, Homak expanded its product offerings in the 1960s to include a separate line of hardware products such as toolboxes, tool cabinets, and other accessories. Homak's hardware line remained strong and was accepted in many major retail businesses of its time. Following Sigmund's death in 1979, his wife, Gertrude, ran the company for 25 years. Under Gertrude's guidance, Homak extended its product line with automotive, hospital, and sporting goods.

In January of 2005 Homak was acquired by JVA and moved its office to western Pennsylvania. Its facility now resides in the Gateway Commerce Center of Wampum, PA. Today, Homak emphasizes tool storage and gun cabinet security. The full product line consists of hand-carry toolboxes, tool bags, parts organizers, tool storage cabinets, workbenches, garage furniture, safety cabinets, spill containment systems, p.b. & e. products, steel lockers, gun cabinets, fire-resistant safes, ammo storage boxes and accessories. Each item is manufactured to exceed customers' expectations and to provide strength and dependability to the consumer.



## TABLE OF CONTENTS

HAND CARRY TOOLBOXES.....	1-3
HOMEOWNER'S COMBO & TOOLBAGS.....	4
PLASTIC STORAGE.....	5-6
CENTRALIZED TOOL STORAGE.....	7-10
BIG DAWG SERIES.....	11-14
H2PRO SERIES.....	15-16
PROFESSIONAL SERIES.....	17-20
SE SERIES.....	21-24
STEEL LOCKERS.....	25
GARAGE SERIES & MAGNETIC TRAYS.....	26-28
MAINTENANCE & SERVICE CARTS.....	29-30
WORKBENCHES & SAWHORSE.....	31
PARTS WASHERS & BLASTERS.....	32
SAFETY CABINETS & SPILL CONTAINMENT.....	33-36
TOOL SETS.....	37-38
INDEX.....	39



## 20" INDUSTRIAL TOOL TOTE STEEL TOOLBOX

- Solid Industrial Quality Construction
- Brown Wrinkle Powder Coat Paint Finish
- Steel Tool Tray Included & Padlockable Design
- Manufactured Using a High Grade of Steel for Maximum Durability



**METAL THICKNESS = 0.8 MM**

MODEL	WIDTH	DEPTH	HEIGHT	PC WT	CASE WT	CASE QTY	UPC
BW00252200	20"	7 7/8"	7 1/4"	9 lbs	10 lbs	1 pc	034518 003642



## 20", 24", 32" INDUSTRIAL TOOLBOXES

- Solid Industrial Quality Construction
- Brown Wrinkle Powder Coat Paint Finish
- Steel Tool Tray Included & Padlockable Design
- Manufactured Using a High Grade of Steel for Maximum Durability
- Lid Secured By a Triple-Clasp System



**METAL THICKNESS = 0.8 MM**

MODEL	WIDTH	DEPTH	HEIGHT	PC WT	CASE WT	CASE QTY	UPC
BW00200200	20 1/8"	8 5/8"	9 3/4"	13 lbs	14 lbs	1 pc	034518 003543
BW00200240	24 1/8"	8 5/8"	9 3/4"	14.5 lbs	16 lbs	1 pc	034518 003550
BW00200320	32 1/8"	8 5/8"	9 3/4"	18 lbs	20 lbs	1 pc	034518 003567



## 20" INDUSTRIAL 2 DRAWER FRICTION TOOLBOXES

- Solid Industrial Quality Construction
- Brown Wrinkle or Red Powder Coat Paint Finish
- Secured by a HMC High-Security Tubular Locking Mechanism
- EVA Drawer Liners



INTERNAL DIM.	WIDTH	DEPTH	HEIGHT
TOP TILL	20"	8 3/8"	2 1/4"
2 DRAWERS	18 1/4"	7 3/8"	2 1/4"

**METAL THICKNESS = 0.8 MM**

MODEL	WIDTH	DEPTH	HEIGHT	PC WT	CASE WT	CASE QTY	UPC
BW00202200	20 1/8"	8 5/8"	9 3/4"	16.3 lbs	18 lbs	1 pc	034518 003505
RD00202200	20 1/8"	8 5/8"	9 3/4"	16.3 lbs	18 lbs	1 pc	034518 003512



## 20" INDUSTRIAL 3 DRAWER FRICTION TOOLBOXES

- Solid Industrial Quality Construction
- Brown Wrinkle or Red Powder Coat Paint Finish
- Secured by a HMC High-Security Tubular Locking Mechanism
- EVA Drawer Liners



INTERNAL DIM.	WIDTH	DEPTH	HEIGHT
TOP TILL	9 5/8"	8 1/4"	2 1/4"
2 DRAWERS	18 1/4"	7"	2 1/4"
1 DRAWER	18 1/4"	7"	3"

**METAL THICKNESS = 0.8 MM**

MODEL	WIDTH	DEPTH	HEIGHT	PC WT	CASE WT	CASE QTY	UPC
BW00203200	20 1/4"	8 3/4"	13 3/4"	17 lbs	19 lbs	1 pc	034518 003529
RD00203200	20 1/4"	8 3/4"	13 3/4"	17 lbs	19 lbs	1 pc	034518 003536



## 18" & 22" INDUSTRIAL CANTILEVER TOOLBOXES

- 4 Individual Shelves for More Organization
- Bottom Storage Space for Larger Tools and Accessories
- Additional Tray Divider Sets Available
- Triple-Clasp System
- Padlockable Design



INTERNAL DIM.	WIDTH	DEPTH	HEIGHT
18" - 4 TRAYS	16 1/4"	4 3/4"	1"
22" - 4 TRAYS	20 1/4"	4 3/4"	1 1/2"

**METAL THICKNESS = 0.8 MM**

MODEL	WIDTH	DEPTH	HEIGHT	PC WT	CASE WT	CASE QTY	UPC
BW00210180	18 1/8"	10"	12 5/8"	18.3 lbs	19.5 lbs	1 pc	034518 003574
BW00210220	22 1/8"	10"	12 5/8"	21 lbs	22.5 lbs	1 pc	034518 003581



INDUSTRIAL TOOLBOXES

## STEEL HIP ROOF HAND CARRY TOOLBOX

- Solid Professional Quality Construction
- Red Powder Coat Paint Finish
- Internal Steel Tray (Excluding Model RD00116616)
- Hip Roof Design



**METAL THICKNESS = 0.8 MM**

MODEL	WIDTH	DEPTH	HEIGHT	PC WT	CASE WT	CASE QTY	UPC
RD00116616	16"	6"	4"	3.5 lbs	5.5 lbs	1 pc	034518 001488
RD00119200	19"	6"	6 1/2"	8 lbs	11 lbs	1 pc	034518 001495
RD00119819	19"	7"	8 1/2"	9.5 lbs	11 lbs	1 pc	034518 001501



## 20" FLAT TOP STEEL HAND CARRY TOOLBOX

- Solid Professional Quality Construction
- Red or Black Powder Coat Paint Finish
- Double-Clasp Locking System & Padlockable Design
- Internal Steel Tray



**METAL THICKNESS = 0.8 MM**

MODEL	WIDTH	DEPTH	HEIGHT	PC WT	CASE WT	CASE QTY	UPC
BK00120920	20"	8 1/2"	9"	11.5 lbs	13.5 lbs	1 pc	034518 001549
RD00120920	20"	8 1/2"	9"	11.5 lbs	13.5 lbs	1 pc	034518 001532



## 20" 2 DRAWER BALL-BEARING TOOLBOX

- Solid Professional Quality Construction
- Red or Black Powder Coat Paint Finish
- Ball-Bearing Drawer Glides
- Padlockable Design



INTERNAL DIM.	WIDTH	DEPTH	HEIGHT
TOP TILL	19 1/2"	8 1/4"	2"
2 DRAWERS	17 1/4"	7 1/2"	1 3/4"

**THICKNESS = BODY/DRAWERS: 0.6 MM, LID: 0.8 MM**

MODEL	WIDTH	DEPTH	HEIGHT	PC WT	CASE WT	CASE QTY	UPC
BK01022001	20"	8 5/8"	9 7/8"	14 lbs	16 lbs	1 pc	034518 001518
RD01022001	20"	8 5/8"	9 7/8"	14 lbs	16 lbs	1 pc	034518 001563



## 20" 3 DRAWER BALL-BEARING TOOLBOX

- Solid Professional Quality Construction
- Red or Black Powder Coat Paint Finish
- Ball-Bearing Drawer Glides
- Padlockable Design



INTERNAL DIM.	WIDTH	DEPTH	HEIGHT
TOP TILL	19 1/2"	8 1/4"	2"
3 DRAWERS	17 3/4"	7 1/2"	1 1/4"

**THICKNESS = BODY/DRAWERS: 0.6 MM, LID: 0.8 MM**

MODEL	WIDTH	DEPTH	HEIGHT	PC WT	CASE WT	CASE QTY	UPC
BK01032101	20 1/2"	8 5/8"	11 7/8"	18 lbs	23 lbs	1 pc	034518 001525
RD01032101	20 1/2"	8 5/8"	11 7/8"	18 lbs	23 lbs	1 pc	034518 001570



## STAINLESS STEEL / PLASTIC HAND CARRY TOOLBOX

- Stainless Steel Body with Plastic Reinforcing Corners
- 23" & 26" Versions Have Lid Groove
- Secured with Double Clasp System
- Internal Plastic Tray
- Padlockable Design

MODEL	WIDTH	DEPTH	HEIGHT	PC WT	CASE WT	CASE QTY	UPC
SS00119800	19 7/8"	9 5/8"	8 5/8"	6 lbs	40.5 lbs	6 pcs	034518 119800
SS00122500	23 1/4"	11"	8 7/8"	7.5 lbs	48 lbs	6 pcs	034518 001259
SS00125900	26"	11"	8 7/8"	8.5 lbs	39 lbs	4 pcs	034518 001297



PROFESSIONAL TOOLBOXES & HAND CARRIES



## RED METAL / BLACK PLASTIC HAND CARRY TOOLBOX

- Painted Steel Body with Plastic Reinforcing Corners
- Full-Length Aluminum Handle for Sturdy, Balanced Grip
- Model RD00120004 has 8 Removable Storage Bins in Top Lid Tray
- Model RD00122504 has 5 Removable Storage Bins in Top Lid Tray
- Secured with Double Clasp System
- Lift-Out Plastic Tray Included
- Padlockable Design



MODEL	WIDTH	DEPTH	HEIGHT	PC WT	CASE WT	CASE QTY	UPC
RD00120004	19 1/2"	7 7/8"	9 7/8"	6.5 lbs	39.6 lbs	6 pcs	034518 004311
RD00122504	22 5/8"	9 3/4"	9 7/8"	8 lbs	32.8 lbs	4 pcs	034518 004328

## RED METAL / BLACK PLASTIC ROLL-AWAY TOOLBOX

- Painted Steel Body with Plastic Reinforcing Corners
- Retractable Aluminum Handle for Easy Mobility
- Molded Plastic Carrying Handle Folds Into Top of Box
- Secured with Double Clasp System
- Lift-Out Plastic Tray Included
- Two 5" x 2" Rubberized Wheels for On-The-Go Storage
- Inner Storage Area for Larger Tools & Equipment

\* Designed to Work with 23" Red Metal/Black Plastic Hand Carry Toolbox (Model RD00122504)



MODEL	WIDTH	DEPTH	HEIGHT	PC WT	CASE WT	CASE QTY	UPC
RD00423002	23 1/4"	14 5/8"	16 1/2"	30 lbs	35 lbs	1 pc	034518 009507

## BLACK PLASTIC TOOL BOXES w/ BEVELED LID

- Removable Plastic Lid Storage Compartments for Small Hardware
- Bolt-On Handle & Full Length Hinge Guard
- Rugged Plastic Design
- Internal Plastic Tray



MODEL	WIDTH	DEPTH	HEIGHT	PC WT	CASE WT	CASE QTY	UPC	CAPACITY
BK00116004	16"	7 1/4"	7 1/8"	3 lbs	37 lbs	12 pcs	034518 002904	26 lbs
BK00119005	19 3/8"	9"	9 7/8"	4 lbs	25 lbs	6 pcs	034518 002881	37 lbs
BK00122006	22 3/8"	11 1/4"	11 1/2"	6 lbs	24 lbs	4 pcs	034518 002898	44 lbs

## TRANSPARENT PLASTIC HAND CARRY TOOLBOX

- Clear, Break-Resistant Plastic Design for Visible Storage
- Removable Tray Equipped with Molded Handle
- Secured By Single Clasp Locking System
- Black 'Homak' Silkscreened Logo
- Padlockable Design



MODEL	WIDTH	DEPTH	HEIGHT	PC WT	CASE WT	CASE QTY	UPC
TP00112055	12"	5 7/8"	5 5/8"	1.0 lb	12.6 lbs	12 pcs	034518 007374
TP00115088	15 1/2"	8"	8 1/4"	2.5 lbs	16.6 lbs	6 pcs	034518 007381

## 13" TRANSPARENT PLASTIC HAND CARRY TOOLBOX

- Clear, Break-Resistant Plastic Design for Visible Storage
- 2 Inner Trays Raise Out of Toolbox When Opened
- Secured By Single Clasp Locking System
- White 'Homak' Silkscreened Logo
- Molded Plastic Fold-Down Carrying Handle



MODEL	WIDTH	DEPTH	HEIGHT	PC WT	CASE WT	CASE QTY	UPC
TP00113067	13 5/8"	7 3/4"	6 1/8"	2.0 lbs	16.5 lbs	8 pcs	034518 007367

HAND CARRY TOOLBOXES

## 24" HOMEOWNER'S COMBOS

- Comes with Flat Key Locking System
- Includes Two Front Locking Bars to Secure Drawers
- 3.2 mil Epoxy-Polyester Powder Coat Paint Finish
- Friction Glides in Each Drawer
- Bottom Storage Cabinet
- Four 3" x 1" Casters with Zinc Finish

TOP CHEST	WIDTH	DEPTH	HEIGHT
<b>OVERALL</b>	23 3/4"	10 1/4"	13 1/2"
<b>3 DRAWERS</b>	6 3/4"	9"	1 5/8"
<b>2 DRAWERS</b>	20 1/4"	9"	1 5/8"
<b>1 DRAWER</b>	20 1/4"	9"	3 3/8"

ROLLER CABINET	WIDTH	DEPTH	HEIGHT
<b>OVERALL</b>	24 1/2"	13 1/8"	29 1/4"
<b>2 DRAWERS</b>	20 1/4"	12"	3 3/8"
<b>STORAGE AREA</b>	24 1/2"	12 1/4"	15 1/4"

	BODY	FRAME	DRAWERS
<b>METAL THICKNESS</b>	0.7mm	0.7mm	0.5mm



MODEL	WIDTH	DEPTH	HEIGHT	PCWT	CASEWT	COLOR	UPC
BK07062400	24 1/2"	13 1/8"	42 3/4"	55.5 lbs	66.5 lbs	BLACK	034518 002492
RD07062400	24 1/2"	13 1/8"	42 3/4"	55.5 lbs	66.5 lbs	RED	034518 002393

## DURABLE CANVAS TOOL BAGS



TB00108028  
**8" ELECTRICIAN'S TOOL BAG**

- 28 Storage Pockets
- Includes Plastic Storage Box
- Durable Polyester Material
- Includes Shoulder Strap



TB00112011  
**12" TOOL BAG**

- 11 Storage Pockets
- Includes Plastic Storage Box
- Durable Polyester Material
- Includes Shoulder Strap



TB04015022  
**15" ROLLING TOOL BAG w/ HANDLE**

- 22 Storage Pockets
- Wheels & Extendable Handle for Easy Transport
- Includes Plastic Storage Box
- Durable Polyester Material
- Shoulder Strap Included



TB00122543  
**22 1/2" TOOL BAG**

- 43 Storage Pockets
- Shoulder Strap Included
- Durable Polyester Material



TB00102038  
**10" BUCKET BAG**


- 38 Storage Pockets
- Fits a 5 Gallon Bucket
- Durable Polyester Material

MODEL	WIDTH	DEPTH	HEIGHT	PCWT	CASEWT	CASE QTY	UPC
TB00108028	8 5/8"	8 1/2"	17 1/2"	3 lbs	20 lbs	6 pcs	034518 001822
TB00112011	12 1/2"	8"	9"	3 lbs	27.5 lbs	8 pcs	034518 001815
TB04015022	15 3/4"	8 1/4"	10"	4.5 lbs	20 lbs	4 pcs	034518 001785
TB00122543	20 1/4"	6 1/2"	7 1/2"	4 lbs	29 lbs	6 pcs	034518 001808
TB00102038	10"	1 5/8"	13 1/4"	1.2 lbs	25 lbs	20 pcs	034518 002546

HOMEOWNER'S COMBOS & CANVAS TOOL BAGS

## PULL-DOWN BIN STORAGE SYSTEMS

- Clear, Break-Resistant Pull-Down Bin Design for Visible Storage
- Removable Bins Equipped with Molded Handle & Label Slot
- Space-Saving Cabinet Can Be Stacked or Wall Mounted




3 Bins  
HA01603944



5 Bins  
HA01605614



21 Bin Combo  
HA01621122



4 Bins  
HA01604807

MODEL	WIDTH	DEPTH	HEIGHT	PC WT	CASE WT	CASE QTY	UPC
HA01603944	5 7/8"	7 3/8"	8 5/8"	8.5 lbs	35.5 lbs	4 pcs	034518 004571
HA01604807	5"	5 5/8"	7 1/2"	6.5 lbs	40.2 lbs	6 pcs	034518 004564
HA01605614	3 3/4"	4 1/4"	5 3/4"	4.5 lbs	28.2 lbs	6 pcs	034518 004557
HA01621122	2 5/8"	3 1/2"	3 3/4"	5.5 lbs	67.5 lbs	12 pcs	034518 004588

## STORAGE BOXES

- Great for Organizing Small Hardware
- Lid Secured with Two Plastic Latches
- Clear Lid for Easy Selection
- 7 Permanent Compartments w/ Adjustable/Removable Dividers



HA01086175



HA01088175

MODEL	WIDTH	DEPTH	HEIGHT	PC WT	CASE WT	CASE QTY	UPC
HA01086175	8"	1 3/4"	6 1/4"	1.5 lbs	36 lbs	24 pcs	034518 003055
HA01088175	8"	1 3/4"	8"	1.5 lbs	36 lbs	24 pcs	034518 003048

## PLASTIC ORGANIZERS W/ REMOVABLE BINS

- Small and Large Removable Plastic Bins
- Lid Secured w/ Two Plastic Latches
- Easy-Grip Handle
- Clear Lid for Easy Selection



9 Bins  
HA01109225



12 Bins  
HA01112425



22 Bins  
HA01122238

MODEL	WIDTH	DEPTH	HEIGHT	PC WT	CASE WT	CASE QTY	UPC
HA01109225	7 1/4"	2 3/8"	13 1/2"	1 lbs	26 lbs	20 pcs	034518 004052
HA01112425	13"	4 1/4"	16 1/2"	3 lbs	38 lbs	10 pcs	034518 004014
HA01122238	13"	2 3/8"	16 1/2"	2 lbs	42 lbs	16 pcs	034518 004021

## PLASTIC DOUBLE-SIDED ORGANIZER

- Double-Sided Design Creates Twice the Storage
- Sides Will Open Independently From One Another
- 12 Permanent Compartments with 30 Adjustable Dividers
- Clear Lid for Easy Selection



MODEL	WIDTH	DEPTH	HEIGHT	PC WT	CASE WT	CASE QTY	UPC
HA01423075	16 1/2"	4"	12 1/4"	3 lbs	31 lbs	10 pcs	034518 001655



## PARTS ORGANIZERS w/ DRAWERS

- Great for Organizing Small Hardware and Accessories
- Clear Drawers for Easy Selection
- Wall Mountable



12 Drawer  
HA01012001



18 Drawer  
HA01018001



24 Drawer  
HA01024152



30 Drawer  
HA01030102



39 Drawer  
HA01039001

MODEL	WIDTH	DEPTH	HEIGHT	PC WT	CASE WT	CASE QTY	UPC
HA01012001	10 1/4"	6 1/4"	9 1/2"	4 lbs	13 lbs	4 pcs	034518 003017
HA01018001	14 3/4"	6 1/4"	18 1/2"	5.5 lbs	11 lbs	2 pcs	034518 003031
HA01024152	19 3/4"	6 1/4"	15 5/8"	6 lbs	25 lbs	4 pcs	034518 007398
HA01030102	19 7/8"	6 1/4"	10"	4.5 lbs	19 lbs	4 pcs	034518 007404
HA01039001	14 3/4"	6 1/4"	18 1/2"	5.5 lbs	11 lbs	2 pcs	034518 003024

## PLASTIC ORGANIZER TRAY w/ 6 DIVIDERS

- Great For Organizing Small Hardware
- Molded Plastic Carrying Handle
- 6 Removable/Adjustable Tray Dividers
- Rugged Plastic Design



MODEL	WIDTH	DEPTH	HEIGHT	PC WT	CASE WT	CASE QTY	UPC
HA01016116	16 3/4"	11 1/8"	6 1/4"	2 lbs	42 lbs	20 pcs	034518 007428

## 8" PORTABLE PARTS ORGANIZER


- 5 Removable Compartments
- Great For Fishing Lures or Hardware
- High Visibility Color for Outdoor Use
- Convenient Carrying Handle




MODEL	WIDTH	DEPTH	HEIGHT	PC WT	CASE WT	CASE QTY	UPC
HA01053029	7 1/2"	4 1/2"	7 1/2"	1.5 lbs	31 lbs	20 pcs	034518 001426

## INDIVIDUAL PLASTIC BINS


- Great for Cleaning Up Clutter
- Three Convenient Sizes to Choose From
- Durable Plastic Material
- Easily Stacked



Small Individual Red  
HA01010644



Med Individual Blue  
HA01015612




Large Individual Yellow  
HA01001595

MODEL	WIDTH	DEPTH	HEIGHT	PC WT	CASE WT	CASE QTY	UPC
HA01010644	4 1/8"	6 1/2"	3"	.22 lbs	24.3 lbs	100 pcs	034518 007572
HA01015612	5 7/8"	9 3/8"	4 7/8"	.38 lbs	22 lbs	50 pcs	034518 007510
HA01001595	7 7/8"	13 1/8"	6 1/8"	.5 lbs	13 lbs	15 pcs	034518 007633

## PLASTIC BIN SETS & REPLACEMENTS

- Sets Include Mounting Brackets
- Two Convenient Sizes to Choose From
- Great for Cleaning Up Clutter
- Durable Plastic Material
- Easily Stacked



Small Replacement Orange  
HA01010643



Large Replacement Orange  
HA01001593



Small Set of 8  
HA01080643



Large Set of 4  
HA01040954

MODEL	WIDTH	DEPTH	HEIGHT	PC WT	CASE WT	CASE QTY	UPC
HA01010643	4 1/8"	6 1/2"	3"	.22 lbs	24.3 lbs	100 pcs	034518 002775
HA01001593	5 7/8"	9 3/8"	4 7/8"	.38 lbs	22 lbs	50 pcs	034518 007619
HA01080643	4 1/8"	6 1/2"	13 1/2"	1.5 lbs	20 lbs	10 pcs	034518 002768
HA01040954	5 7/8"	9 3/8"	12 1/2"	1.5 lbs	16.5 lbs	8 pcs	034518 002751

**Homak**  
SINCE 1947.

**CTS**

CENTRALIZED  
TOOL STORAGE



Units Sold Individually.

**BIG DAWG**  
REFINED



MIX & MATCH FOR COMPLETE CUSTOMIZATION  
AVAILABLE IN 46" & 60" SECTIONS

**30 YEAR**  
LIMITED WARRANTY

**1.800.874.6625**

# CENTRALIZED TOOL STORAGE

## CUSTOMIZATION AT YOUR FINGERTIPS: IT'S WHAT CTS IS ALL ABOUT.

Homak's collection of centralized tool storage products offers a wide variety of options and solutions for your tool storage and organizational needs. With four different drawer configurations, available in our 46" and 60" base cabinets, you're sure to find just the right solution. Overhead canopies are offered with or without monitor openings. Upgrade the standard black polycarbonate work surface with stainless steel to match either a solid or perforated backsplash setup. Finish it all off with an attaching service cart locker and color-matching base guards. Stainless steel countertop seams make linking multiple units simple and provide a smooth, continuous work surface. You'll be proud to show off your new Big Dawg - we are.

CENTRALIZED TOOL STORAGE SYSTEMS



### STEP 1: CHOOSE YOUR BASE

We currently offer four unique configurations in both 46" and 60" widths. Choose the setup(s) that best suits the individual needs of your shop.

### STEP 2: SELECT A SURFACE

Black polycarbonate-coated replaceable work surface is the standard, or upgrade to the quality & looks of a brushed stainless steel surface.

### STEP 3: WATCH THE SPLASH

Stainless steel plated backsplashes offer both looks and durability. Choose between a solid\* or pegboard design to suit your needs.

\* Electrical cord cutouts offered on solid design.

### STEP 4: PICK A CANOPY

Lockable overhead storage is a must-have in any shop! Install a monitor in the open compartment model or choose a full-door design. Canopies can be conveniently mounted to a wall.

### STEP 5: I GOT YOUR BACK

Every canopy needs support. If wall-mounting is not an option, a support beam kit can safely anchor an overhead canopy and backsplash to the base unit in three easy steps.

### STEP 6: GUARD THE BASE

These are 'manly' skirts. Not only do base guards give your setup a finished look; they also keep objects from rolling underneath base units.

### STEP 7: ADD SOME COMPANY

True pro shops deserve an entire wall (or more) of our CTS Shop Furniture. Mix and match sizes and configurations to fill yours. We also offer a 46" Cart Locker Add-On that can be used to secure your service cart.

### STEP 8: LINK 'EM UP

Finish off your multi-base configuration with stainless steel countertop seams that keep small parts from falling between units.



DON'T FORGET TO ADD SOME

## COLOR

Customize the color of your products. Simply place one of the abbreviations in front of the model number.



## 1 DRAWER BASE UNIT w/ 2 DOORS

- HMC High Security Tubular Locking System
- Large, Stainless Steel Workspace

Unit shown with optional stainless steel work surface. Black polycarbonate surface standard.



	BODY	FRAME	DRAWERS
<b>Metal Thickness:</b>	1.5mm	1.5mm	1.5mm
	<b>2 SHELVES</b>		<b>1 DRAWER</b>
<b>Weight Capacity:</b>	120 lbs.		440 lbs.



MODEL	WIDTH	DEPTH	HEIGHT	PC WT	CASE WT	UPC
_04014602	46"	24"	44"	264 lbs	324 lbs	Call For Information
_04016002	60"	24"	44"	313 lbs	373 lbs	Call For Information

## 5 DRAWER BASE UNIT w/ COMPARTMENT

- Full-Length Aluminum Drawer Pulls
- Ball-Bearing Drawer Slides

Unit shown with optional stainless steel work surface. Black polycarbonate surface standard.



	BODY	FRAME	DRAWERS
<b>Metal Thickness:</b>	1.5mm	1.5mm	1.5mm
	<b>1 SHELF</b>	<b>1 DWR</b>	<b>4 DWRS</b>
<b>Weight Capacity:</b>	120 lbs.	440 lbs.	220 lbs.



MODEL	WIDTH	DEPTH	HEIGHT	PC WT	CASE WT	UPC
_04014611	46"	24"	44"	301 lbs	361 lbs	Call For Information
_04016011	60"	24"	44"	398 lbs	458 lbs	Call For Information

## 11 OFFSET-DRAWER BASE UNIT

- HMC High Security Tubular Locking System
- Large, Stainless Steel Workspace

Unit shown with optional stainless steel work surface. Black polycarbonate surface standard.



	BODY	FRAME	DRAWERS
<b>Metal Thickness:</b>	1.5mm	1.5mm	1.5mm
	<b>1 DRAWER</b>	<b>9 DRAWERS</b>	<b>1 DRAWERS</b>
<b>Weight Capacity:</b>	440 lbs.	120 lbs.	240 lbs.



MODEL	WIDTH	DEPTH	HEIGHT	PC WT	CASE WT	UPC
_04014610	46"	24"	44"	334 lbs	394 lbs	Call For Information
_04016010	60"	24"	44"	431 lbs	491 lbs	Call For Information

## 11 SPLIT-DRAWER BASE UNIT

- Full-Length Aluminum Drawer Pulls
- Ball-Bearing Drawer Slides

Unit shown with optional stainless steel work surface. Black polycarbonate surface standard.



	BODY	FRAME	DRAWERS
<b>Metal Thickness:</b>	1.5mm	1.5mm	1.5mm
	<b>1 DRAWER</b>	<b>10 DRAWERS</b>	
<b>Weight Capacity:</b>	440 lbs.	120 lbs.	



MODEL	WIDTH	DEPTH	HEIGHT	PC WT	CASE WT	UPC
_04014620	46"	24"	44"	337 lbs	397 lbs	Call For Information
_04016020	60"	24"	44"	406 lbs	466 lbs	Call For Information

## COUNTERTOP SEAMS

- Used to Anchor Multiple Base Units Together
- Creates a Seamless, Uniform Countertop
- Keeps Small Parts From Falling Between Base Units
- Stainless Steel Plated for Durability

MODEL	WIDTH	DEPTH	HEIGHT	PC WT	CASE WT	UPC
SS03524130	½"	24"	1 1/8"	1.0 lbs	2.0 lbs	Call For Information



Customize the color of your products. Simply place one of the abbreviations in front of the model number.

## OVERHEAD CANOPIES

- Full-Extension Gas Struts in Hood
- Cutouts for Monitor Installation
- Open & Full Canopy Models Available

**Open Canopy**  
BL02026011



**Full Canopy**  
BL02026001



	BODY	FRAME	DRAWERS
<b>Metal Thickness:</b>	1.5mm	1.5mm	1.5mm

MODEL	WIDTH	DEPTH	HEIGHT	PC WT	CASE WT	UPC
__02024611	46"	16"	18"	64 lbs	124 lbs	Call For Information
__02026011	60"	16"	18"	82 lbs	142 lbs	Call For Information
__02024601	46"	16"	18"	69 lbs	129 lbs	Call For Information
__02026001	60"	16"	18"	89 lbs	149 lbs	Call For Information

## CANOPY SUPPORT BEAMS

- Anchors Overhead Canopy and Backsplash to Base Unit
- Set of 3



MODEL	WIDTH	DEPTH	HEIGHT	PC WT	CASE WT	UPC
__03417530	6 1/8"	1 1/2"	75"	15 lbs	55 lbs	Call For Information

## COUNTERTOP SELECTION

Black polycarbonate-coated replaceable work surface is the standard, or upgrade to the quality & looks of a brushed stainless steel surface.



Black Polycarbonate (Standard)



Stainless Steel (Optional)

## STAINLESS STEEL BACKSPASHES

- Stainless Steel Plated for Durability
- Cutouts for Running Electrical Cords
- Easy-to-Clean Surface
- Connects Upper Canopy to Base Unit

**Solid**  
SS03116040



**Perforated**  
SS03116041



	BODY	FRAME	DRAWERS
<b>Metal Thickness:</b>	1.5mm	1.5mm	1.5mm

MODEL	WIDTH	DEPTH	HEIGHT	PC WT	CASE WT	UPC
SS03114640	46"	1 1/2"	21 1/2"	11 lbs	17 lbs	Call For Information
SS03116040	60"	1 1/2"	21 1/2"	15 lbs	21 lbs	Call For Information
SS03114641	46"	1 1/2"	21 1/2"	10 lbs	16 lbs	Call For Information
SS03116041	60"	1 1/2"	21 1/2"	14 lbs	20 lbs	Call For Information

## BASE GUARDS

- Keeps Objects From Rolling Underneath Base Units
- Gives Your CTS System a Finished Look



46" Front Guard	60" Front Guard	Side Guard
__03014630	__03016030	__03212430

MODEL	WIDTH	DEPTH	HEIGHT	PC WT	CASE WT	UPC
__03014630	45 1/4"	3/8"	3"	4 lbs	6 lbs	Call For Information
__03016030	60"	3/8"	3"	6 lbs	8 lbs	Call For Information
__03212430	24 3/8"	3/8"	3"	1.5 lbs	3 lbs	Call For Information

## 46" SERVICE CART SIDE LOCKER ATTACHMENT

- Stores and Protects Service Carts
- Stainless Steel Plated for Durability
- Full-Extension Gas Struts
- **Service Cart Sold Separately**



	BODY	FRAME	DRAWERS
<b>Metal Thickness:</b>	1.5mm	1.5mm	1.5mm

MODEL	WIDTH	DEPTH	HEIGHT	PC WT	CASE WT	UPC
__06014002	46"	24 1/2"	44"	88 lbs	125 lbs	Call For Information





WE'RE BRINGING OUT  
THE **BIG DAWGS.**



**10 YEAR**  
LIMITED WARRANTY

**BIG DAWG**   
WE'VE ADDED A FEW MORE LINKS TO OUR CHAIN.

## 60" BIG DAWG™ PROFESSIONAL SERIES COMBOS

- Ball-Bearing Drawer Slides That Move Easily Under Heavy Drawer Loads
- Small Drawer Capacity is 130 lbs.
- Medium Drawer Capacity is 220 lbs.
- Large Drawer Capacity is 440 lbs.
- Heavy Duty, Non-Slip Drawer Liners & Full-Width Aluminum Drawer Pulls
- Large 6" x 2" Roller Bearing Heavy Duty Casters (Capacity Per Caster: 700 lbs.)
- Metal Thickness: Body - 16 ga. Drawers - 18 ga.

8 DR TOP CHEST	WIDTH	DEPTH	HEIGHT
2 DRAWERS	16 7/8"	22 1/2"	2"
2 DRAWERS	32 3/8"	22 1/2"	2"
2 DRAWERS	16 7/8"	22 1/2"	4"
2 DRAWERS	32 3/8"	22 1/2"	4"

11 DR CABINET	WIDTH	DEPTH	HEIGHT
1 DRAWER	54 3/8"	21 3/4"	4 3/4"
2 DRAWERS	12 7/8"	21 3/4"	1 3/8"
3 DRAWERS	12 7/8"	21 3/4"	3 3/8"
1 DRAWER	12 7/8"	21 3/4"	5 3/8"
3 DRAWERS	38 5/8"	21 3/4"	3 5/8"
1 DRAWER	38 5/8"	21 3/4"	9 7/8"

MODEL	ITEM	WIDTH	DEPTH	HEIGHT	PCWT	CASE WT	UPC
__02060085	Top Chest	60"	24"	19"	365 lbs	380 lbs	Call For Info
__02060103	Canopy	60"	24"	22 3/4"	140 lbs	158 lbs	Call For Info
__04060123	Cabinet	60"	24"	44 1/2"	600 lbs	650 lbs	Call For Info

## 46" BIG DAWG™ PROFESSIONAL SERIES COMBOS

- Ball-Bearing Drawer Slides That Move Easily Under Heavy Drawer Loads
- Small Drawer Capacity is 130 lbs.
- Medium Drawer Capacity is 220 lbs.
- Large Drawer Capacity is 440 lbs.
- Heavy Duty, Non-Slip Drawer Liners & Full-Width Aluminum Drawer Pulls
- Large 6" x 2" Roller Bearing Heavy Duty Casters (Capacity Per Caster: 700 lbs.)
- Metal Thickness: Body - 16 ga. Drawers - 18 ga.

8 DR TOP CHEST	WIDTH	DEPTH	HEIGHT
2 DRAWERS	12 7/8"	22 1/2"	2"
2 DRAWERS	25"	22 1/2"	2"
2 DRAWERS	12 7/8"	22 1/2"	4"
2 DRAWERS	25"	22 1/2"	4"

11 DR CABINET	WIDTH	DEPTH	HEIGHT
1 DRAWER	40 1/4"	21 7/8"	4 3/4"
2 DRAWERS	12 7/8"	21 7/8"	1 3/8"
1 DRAWER	12 7/8"	21 7/8"	3 3/8"
1 DRAWER	12 7/8"	21 7/8"	5 1/2"
1 DRAWER	12 7/8"	21 7/8"	7 3/8"
2 DRAWERS	25 1/8"	21 7/8"	1 3/8"
1 DRAWER	25 1/8"	21 7/8"	3 3/8"
1 DRAWER	25 1/8"	21 7/8"	5 1/2"
1 DRAWER	25 1/8"	21 7/8"	7 3/8"

MODEL	ITEM	WIDTH	DEPTH	HEIGHT	PCWT	CASE WT	UPC
__02046001	Top Chest	46"	24"	19"	230 lbs	250 lbs	Call For Info
__02046103	Canopy	46"	24"	22 3/4"	130 lbs	148 lbs	Call For Info
__04046114	Cabinet	46"	24"	44 1/2"	450 lbs	475 lbs	Call For Info



Customize the color of your products. Simply place one of the abbreviations in front of the model number.



## 53" BIG DAWG™ PROFESSIONAL SERIES COMBOS

- Ball-Bearing Drawer Slides That Move Easily Under Heavy Drawer Loads
- Heavy Duty, Non-Slip Drawer Liners & Full-Width Aluminum Drawer Pulls
- Large 6" x 2" Roller Bearing Heavy Duty Casters (Capacity Per Caster: 700 lbs.)
- Metal Thickness: Body - 16 ga. Drawers - 18 ga.

8 DR TOP CHEST	WIDTH	DEPTH	HEIGHT
4 DRAWERS	23"	16"	1 3/8"
4 DRAWERS	23"	16"	3 3/8"

12 DR CABINET	WIDTH	DEPTH	HEIGHT
1 DRAWER	48 7/8"	16"	3 3/8"
4 DRAWERS	23"	16"	1 3/8"
5 DRAWERS	23"	16"	3 3/8"
1 DRAWER	23"	16"	5 3/8"
1 DRAWER	23"	16"	9 3/8"



MODEL	ITEM	WIDTH	DEPTH	HEIGHT	PC WT	CASE WT	UPC
__02053085	Top Chest	53"	18"	19"	185 lbs	200 lbs	Call For Info
__02053103	Canopy	53"	18"	20"	92 lbs	110 lbs	Call For Info
__04053125	Cabinet	53"	18"	40 1/2"	325 lbs	350 lbs	Call For Info

## 42" BIG DAWG™ PROFESSIONAL SERIES COMBO

- Ball-Bearing Drawer Slides That Move Easily Under Heavy Drawer Loads
- Heavy Duty, Non-Slip Drawer Liners & Full-Width Aluminum Drawer Pulls
- Large 6" x 2" Roller Bearing Heavy Duty Casters (Capacity Per Caster: 700 lbs.)
- Metal Thickness: Body - 16 ga. Drawers - 18 ga.

7 DR TOP CHEST	WIDTH	DEPTH	HEIGHT
1 DRAWER	38"	18"	5 3/8"
2 DRAWERS	20 1/2"	18"	1 3/8"
1 DRAWER	20 1/2"	18"	3 3/8"
2 DRAWERS	17 1/2"	18"	1 3/8"
1 DRAWER	17 1/2"	18"	3 3/8"

12 DR CABINET	WIDTH	DEPTH	HEIGHT
1 DRAWER	38"	18"	3 3/8"
2 DRAWERS	20 1/2"	18"	1 3/8"
3 DRAWERS	20 1/2"	18"	3 3/8"
1 DRAWER	20 1/2"	18"	5 3/8"
1 DRAWER	17 1/2"	18"	9 3/8"
2 DRAWERS	17 1/2"	18"	3 3/8"
2 DRAWERS	17 1/2"	18"	1 3/8"



MODEL	ITEM	WIDTH	DEPTH	HEIGHT	PC WT	CASE WT	UPC
__02042075	Top Chest	42"	20"	21"	155 lbs	170 lbs	Call For Info
__04042125	Cabinet	42"	20"	41 3/8"	280 lbs	305 lbs	Call For Info

## BIG DAWG™ PRO SERIES SIDE CABINETS

- Ball-Bearing Drawer Slides That Move Easily Under Heavy Drawer Loads
- HMC High Security Tubular Locking System
- Bolts Onto Either Side of Compatible Rolling Cabinet
- Extra Large, Full-Width Drawer Pulls
- Metal Thickness: Body - 16 ga. Drawers - 18 ga.

Models: 08020025 & 08020065 work with 42" & 34" Big Dawgs  
 Models: 08018025 & 08018065 work with 53" & 27" Big Dawgs



MODEL	ITEM	WIDTH	DEPTH	HEIGHT	PC WT	CASE WT	UPC
__08020025	2 Shelves	13 5/8"	20"	33 1/8"	61 lbs	75 lbs	Call For Info
__08020065	6 Drawers	13 5/8"	20"	33 1/8"	100 lbs	115 lbs	Call For Info
__08018025	2 Shelves	13 5/8"	18"	40 1/2"	58 lbs	73 lbs	Call For Info
__08018065	6 Drawers	13 5/8"	18"	40 1/2"	94 lbs	110 lbs	Call For Info



Customize the color of your products. Simply place one of the abbreviations in front of the model number.



## 34" BIG DAWG™ PROFESSIONAL SERIES COMBO

- Ball-Bearing Drawer Slides That Move Easily Under Heavy Drawer Loads
- Extra Large, Full-Width Drawer Pulls
- Heavy Duty, Non-Slip Drawer Liner in Every Drawer
- Large 6" x 2" Roller Bearing Heavy Duty Casters (Capacity Per Caster: 700 lbs.)
- Metal Thickness: Body - 16 ga. Drawers - 18 ga.

5 DR TOP CHEST	WIDTH	DEPTH	HEIGHT
4 DRAWERS	29 3/8"	18"	1 3/8"
1 DRAWER	29 3/8"	18"	3 3/8"

6 DR CABINET	WIDTH	DEPTH	HEIGHT
1 DRAWER	29 3/8"	18"	1 3/8"
4 DRAWERS	29 3/8"	18"	3 3/8"
1 DRAWER	29 3/8"	18"	9 3/8"



MODEL	ITEM	WIDTH	DEPTH	HEIGHT	PC WT	CASE WT	UPC
__02034055	Top Chest	34"	20"	18 3/8"	156 lbs	170 lbs	Call For Info
__04034065	Cabinet	34"	20"	41 3/4"	243 lbs	260 lbs	Call For Info



## 27" BIG DAWG™ PROFESSIONAL SERIES COMBO

- Ball-Bearing Drawer Slides That Move Easily Under Heavy Drawer Loads
- Extra Large, Full-Width Drawer Pulls
- Heavy Duty, Non-Slip Drawer Liner in Every Drawer
- Large 6" x 2" Roller Bearing Heavy Duty Casters (Capacity Per Caster: 700 lbs.)
- Metal Thickness: Body - 16 ga. Drawers - 18 ga.

5 DR TOP CHEST	WIDTH	DEPTH	HEIGHT
4 DRAWERS	23"	16"	1 3/8"
1 DRAWER	23"	16"	3 3/8"

6 DR CABINET	WIDTH	DEPTH	HEIGHT
1 DRAWER	23"	16"	1 3/8"
4 DRAWERS	23"	16"	3 3/8"
1 DRAWER	23"	16"	9 3/8"



MODEL	ITEM	WIDTH	DEPTH	HEIGHT	PC WT	CASE WT	UPC
__02027055	Top Chest	27"	18"	18 3/8"	98 lbs	110 lbs	Call For Info
__04027065	Cabinet	27"	18"	41 3/4"	150 lbs	175 lbs	Call For Info



## 29" BIG DAWG™ PRO SERIES 5 DRAWER TRUCK BOX

- Non-Skid Rubber Feet Prevent Sliding
- Lockable Drop Front Conceals Drawers & Till
- Extra Large, Full-Width Drawer Pulls
- Metal Thickness: Body - 16 ga. Drawers - 18 ga.
- Locking Lid Hinges
- Welded Steel Handles

5 DR CABINET	WIDTH	DEPTH	HEIGHT
TOP TILL	28 3/4"	19 3/4"	2 3/4"
4 DRAWERS	25"	18 1/2"	1 1/2"
1 DRAWER	25"	18 1/2"	3 1/2"



MODEL	ITEM	WIDTH	DEPTH	HEIGHT	PC WT	CASE WT	UPC
__02029045	Truck Box	29 1/8"	20 1/4"	17 7/8"	102 lbs	117 lbs	Call For Info



## 46" & 60" BIG DAWG™ PRO SERIES SIDE ATTACHMENTS

- Ball-Bearing Drawer Slides That Move Easily Under Heavy Drawer Loads
- Bolts Onto Either Side of Compatible Rolling Cabinet
- HMC High Security Tubular Locking System
- Locker Has 2 Drawers and 1 Stationary Shelf
- Extra Large, Full-Width Drawer Pulls
- Metal Thickness: Body - 16 ga. Drawers - 18 ga.



MODEL	ITEM	WIDTH	DEPTH	HEIGHT	PC WT	CASE WT	UPC
__08026021	Side Cabinet	21"	24"	40"	220 lbs	255 lbs	Call For Info
__08021061	Side Locker	26"	24"	62"	200 lbs	225 lbs	Call For Info



BIG DAWG™ PROFESSIONAL SERIES

**Homak**

SINCE 1947.

**Product Features:**HMC High Security  
Tubular Locking SystemRemovable 400mm  
Ball Bearing Drawer GlidesFull-Length Aluminum  
Drawer Pulls with Black  
Plastic End CapsHeavy-Duty 6" x 2"  
Roller Bearing  
Casters w/550 lb  
Weight Capacity  
Per Caster

Full Extension Gas Struts

Removable EVA Drawer  
Liners IncludedHeavy Duty Lift  
Handles on Top Chest**HOMIAK H2PRO SERIES****H2PRO****NEW  
72" H2PRO COMBO**

10 DR TOP CHEST	WIDTH	DEPTH	HEIGHT	CAPACITY
2 Left Drawers	12 1/4"	20"	5"	100 lbs. / Drawer
1 Left Drawer	12 1/4"	20"	6 1/4"	200 lbs. / Drawer
4 Middle Drawers	37 1/2"	20"	3"	100 lbs. / Drawer
2 Right Drawers	12 1/4"	20"	3"	100 lbs. / Drawer
1 Right Drawer	12 1/4"	20"	6 1/4"	200 lbs. / Drawer

21 DR CABINET	WIDTH	DEPTH	HEIGHT	CAPACITY
6 Short Left Drawers	12 1/4"	19 1/4"	4"	100 lbs. / Drawer
1 Tall Left Drawer	12 1/4"	19 1/4"	8 3/4"	200 lbs. / Drawer
1 Tall Middle Drawer	37 1/2"	19 1/4"	8 3/4"	200 lbs. / Drawer
6 Short Middle Drawers	37 1/2"	19 1/4"	4"	100 lbs. / Drawer
6 Short Right Drawers	12 1/4"	19 1/4"	4"	100 lbs. / Drawer
1 Tall Right Drawer	12 1/4"	19 1/4"	8 3/4"	200 lbs. / Drawer

**METAL THICKNESS**

Frame	1.5 mm
Drawers	1.2 mm

**MAX CAPACITIES**

Slides	100 lbs./set
Casters	2,200 lbs



MODEL No.	PRODUCT DESCRIPTION	WIDTH	DEPTH	HEIGHT	PC WT	CASE WT	UPC CODE
BK/BL/RD02010720	10 Drawer Top Chest	71 3/4"	21 1/4"	20 1/4"	286 lbs.	308 lbs.	Call For Info
BK/BL/RD04021720	21 Drawer Rolling Cabinet	72 1/2"	22 1/4"	46 3/4"	585 lbs.	607 lbs.	Call For Info

## 36" H2PRO SERIES COMBO

- HMC High Security Tubular Locking System
- Full Length Aluminum Drawer Pulls
- Drawer Liners and Top Mat Included
- Replaceable Ball-Bearing Drawer Slides
- 6" x 2" Roller Bearing Casters w/550lb Capacity Per Caster
- Full-Extension Gas Struts

8 DR. TOP CHEST	WIDTH	DEPTH	HEIGHT	WT/DR
4 DRAWERS	6 1/5"	20"	2 3/4"	100 lbs
3 DRAWERS	30 7/8"	20"	2 3/4"	100 lbs
1 DRAWER	30 7/8"	20"	5 1/2"	200 lbs

6 DR. CABINET	WIDTH	DEPTH	HEIGHT	WT/DR
WORK STATION	30 7/8"	19"	-	100 lbs
5 DRAWERS	30 7/8"	19 7/8"	3 3/8"	100 lbs
1 DRAWER	30 7/8"	19 7/8"	5 3/4"	200 lbs

MODEL	WIDTH	DEPTH	HEIGHT	PC WT	CASE WT	UPC
BK/BL/RD02036081	35 1/4"	21 3/4"	24 1/2"	182 lbs	189 lbs	Call For Info
BK/BL/RD04036061	36 1/8"	22 7/8"	42 1/4"	256 lbs	276 lbs	Call For Info



## 41" H2PRO SERIES COMBO

- HMC High Security Tubular Locking System
- Full Length Aluminum Drawer Pulls
- Drawer Liners and Top Mat Included
- Replaceable Ball-Bearing Drawer Slides
- 6" x 2" Roller Bearing Casters w/550lb Capacity Per Caster
- 2 Compartment Drawers (100 lbs Capacity per Drawer)
- Full-Extension Gas Struts

9 DR. TOP CHEST	WIDTH	DEPTH	HEIGHT	WT/DR
4 DRAWERS	21 5/8"	20 1/8"	2 5/8"	100 lbs
1 DRAWER	21 5/8"	20 1/8"	5 5/8"	200 lbs
3 DRAWERS	12 5/8"	20 1/8"	2 5/8"	100 lbs
1 DRAWER	12 5/8"	20 1/8"	8 1/2"	200 lbs

6 DR. CABINET	WIDTH	DEPTH	HEIGHT	WT/DR
WORK STATION	36 3/4"	15 3/4"	-	100 lbs
1 DRAWER	36 3/4"	19 7/8"	4 7/8"	200 lbs
5 DRAWERS	21 5/8"	19 7/8"	4 1/2"	100 lbs

MODEL	WIDTH	DEPTH	HEIGHT	PC WT	CASE WT	UPC
BK/BL/RD02041091	41 1/8"	21 3/4"	24 1/2"	213 lbs	227 lbs	Call For Info
BK/BL/RD04041062	41 15/16"	22 7/8"	42 1/4"	303 lbs	325 lbs	Call For Info



## 56" H2PRO SERIES COMBO

- HMC High Security Tubular Locking System
- Full Length Aluminum Drawer Pulls
- Drawer Liners and Top Mat Included
- Replaceable Ball-Bearing Drawer Slides
- 6" x 2" Roller Bearing Casters w/550lb Capacity Per Caster
- 2 Compartment Drawers (100 lbs Capacity per Drawer)
- Full-Extension Gas Struts

7 DR. TOP CHEST	WIDTH	DEPTH	HEIGHT	WT/DR
4 DRAWERS	29 1/4"	20"	2"	100 lbs
2 DRAWERS	18 1/2"	20"	2"	100 lbs
1 DRAWER	18 1/2"	20"	4"	200 lbs

8 DR. CABINET	WIDTH	DEPTH	HEIGHT	WT/DR
1 DRAWER	29 1/4"	19 3/4"	6 1/4"	200 lbs
1 DRAWER	19 7/8"	19 3/4"	6 1/4"	200 lbs
6 DRAWERS	29 1/4"	19 3/4"	3 1/4"	100 lbs

MODEL	WIDTH	DEPTH	HEIGHT	PC WT	CASE WT	UPC
BK/BL/RD02056071	55 3/4"	21 3/4"	20 3/4"	224 lbs	244 lbs	Call For Info
BK/BL/RD04056082	56 1/4"	22 7/8"	45 3/4"	383 lbs	412 lbs	Call For Info



H2PRO SERIES TOOLBOXES

# HOMAK PROFESSIONAL SERIES

## Product Features:



HMC High Security  
Tubular Locking System



Removable Ball-Bearing  
Drawer Glides



Full-Length Aluminum  
Drawer Pull with Black  
Plastic End Caps



Floor 5" x 2" Casters  
w/ 330 lb Weight  
Capacity Per Caster



Full Extension Gas Struts  
(On Select Models)



Removable EVA  
Drawer Liners Included



Heavy Duty, Rubberized  
Push Handle



*choose your color*



### METAL THICKNESS

Frame	1.0 mm
Top Cover	1.0 mm
Body	1.0 mm
Drawers	0.8 mm
Back	1.0 mm

### MAX CAPACITIES

27" Drawers	77 lbs/Drawer
41" Drawers	88 lbs/Drawer
Casters	1,320 lbs

## 41" PRO SERIES 8 DRAWER TOP CHEST

- HMC High Security Tubular Locking System
- 3.2 mil Epoxy-Polyester Power Coat Paint Finish
- Full Length Solid Aluminum Drawer Handles
- Drawer Liners and Top Mat Included
- 390mm Replaceable Ball-Bearing Slides
- Full-Extension Gas Struts



	WIDTH	DEPTH	HEIGHT
<b>3 DRAWERS</b>	12 1/4"	15 3/4"	2 5/8"
<b>1 DRAWER</b>	12 1/4"	15 3/4"	5 3/4"
<b>3 DRAWERS</b>	22 1/2"	15 3/4"	2 5/8"
<b>1 DRAWER</b>	22 1/2"	15 3/4"	5 3/4"

MODEL	WIDTH	DEPTH	HEIGHT	PC WT	CASE WT	COLOR	UPC
BK02008410	41"	17 3/4"	21 1/2"	135 lbs	160 lbs	Black	034518 003079
BL02008410	41"	17 3/4"	21 1/2"	135 lbs	160 lbs	Blue	034518 003093
RD02008410	41"	17 3/4"	21 1/2"	135 lbs	160 lbs	Red	034518 003116



## 41" PRO SERIES 11 DRAWER ROLLING CABINET

- HMC High Security Tubular Locking System
- 3.2 mil Epoxy-Polyester Power Coat Paint Finish
- Full Length Solid Aluminum Drawer Handles
- Drawer Liners and Top Mat Included
- 390mm Replaceable Ball-Bearing Slides
- Four 5" x 2" Casters: Two Swivel w/ Wheel Brakes, Two Fixed



	WIDTH	DEPTH	HEIGHT
<b>1 DRAWER</b>	37 3/4"	15 7/8"	5"
<b>3 DRAWERS</b>	22 1/4"	15 7/8"	3"
<b>2 DRAWERS</b>	22 1/4"	15 7/8"	6"
<b>3 DRAWERS</b>	12 1/4"	15 3/4"	3"
<b>2 DRAWERS</b>	12 1/4"	15 7/8"	6"

MODEL	WIDTH	DEPTH	HEIGHT	PC WT	CASE WT	COLOR	UPC
BK04011410	42"	18 1/8"	38 3/4"	208 lbs	242 lbs	Black	034518 003062
BL04011410	42"	18 1/8"	38 3/4"	208 lbs	242 lbs	Blue	034518 003086
RD04011410	42"	18 1/8"	38 3/4"	208 lbs	242 lbs	Red	034518 003109



## 17" PRO SERIES 7 DRAWER SIDE CABINET

- HMC High Security Tubular Locking System
- Full Length Solid Aluminum Drawer Handles
- Drawer Liners and Top Mat Included
- 390mm Replaceable Ball-Bearing Slides
- Two 5" x 2" Casters



	WIDTH	DEPTH	HEIGHT
<b>5 DRAWERS</b>	12 3/8"	15"	2 1/2"
<b>2 DRAWERS</b>	12 3/8"	15"	5 3/8"

MODEL	WIDTH	DEPTH	HEIGHT	PC WT	CASE WT	COLOR	UPC
BK08041071	17"	18"	33 1/8"	93 lbs	104 lbs	Black	034518 005295
BL08041071	17"	18"	33 1/8"	93 lbs	104 lbs	Blue	034518 005318
RD08041071	17"	18"	33 1/8"	93 lbs	104 lbs	Red	034518 005301



## 18" FULL-HEIGHT SIDE LOCKER

- HMC High Security Tubular Locking System
- Full Length Solid Aluminum Drawer Pulls
- 2 Height Adjustable Storage Shelves



	WIDTH	DEPTH	HEIGHT
<b>2 DRAWERS</b>	12"	14 1/4"	2 1/2"
<b>2 SHELVES</b>	17 3/4"	15 1/2"	5/8"

MODEL	WIDTH	DEPTH	HEIGHT	PC WT	CASE WT	COLOR	UPC
BK08041021	18 1/4"	18"	53 3/4"	89 lbs	104 lbs	Black	034518 005264
BL08041021	18 1/4"	18"	53 3/4"	89 lbs	104 lbs	Blue	034518 005288
RD08041021	18 1/4"	18"	53 3/4"	89 lbs	104 lbs	Red	034518 005271



PROFESSIONAL SERIES TOOLBOXES

## 27" PROFESSIONAL SERIES 4 DRAWER TOP CHEST

- HMC High Security Tubular Locking System
- 250 mm Ball-Bearing Slides
- Drawer Liners and Top Mat Included
- Locking Lid Hinges



	WIDTH	DEPTH	HEIGHT
<b>4 DRAWERS</b>	22 3/4"	10"	2"
	BODY	FRAME	DRAWERS
<b>THICKNESS</b>	1.0 mm	1.0mm	0.8mm
<b>LOAD CAPACITY</b>	77 lbs. PER DRAWER		

MODEL	WIDTH	DEPTH	HEIGHT	PC WT	CASE WT	CASE QTY	UPC
BK/BL/RD02042601	26 1/4"	12"	14 1/4"	50 lbs	62 lbs	1 pc	Call For Info



## 27" PROFESSIONAL SERIES 9 DRAWER TOP CHEST

- HMC High Security Tubular Locking System
- 250 mm Ball-Bearing Slides
- Drawer Liners and Top Mat Included
- Heavy-Duty Handles
- Locking Lid Hinges



	WIDTH	DEPTH	HEIGHT
<b>6 DRAWERS</b>	7"	10"	2"
<b>3 DRAWERS</b>	22 3/4"	10"	2"
	BODY	FRAME	DRAWERS
<b>THICKNESS</b>	1.0 mm	1.0mm	0.8mm
<b>LOAD CAPACITY</b>	77 lbs. PER DRAWER		

MODEL	WIDTH	DEPTH	HEIGHT	PC WT	CASE WT	CASE QTY	UPC
BK/BL/RD02092601	26 1/4"	12"	16 1/2"	63 lbs	79 lbs	1 pc	Call For Info



## 27" PRO SERIES 9 DRAWER EXTENDED TOP CHEST

- HMC High Security Tubular Locking System
- 250 mm Ball-Bearing Slides
- Drawer Liners and Top Mat Included
- Heavy-Duty Handles
- Locking Lid Hinges



	WIDTH	DEPTH	HEIGHT
<b>6 DRAWERS</b>	6 5/8"	15 3/4"	1 7/8"
<b>2 DRAWERS</b>	22 1/2"	15 3/4"	1 7/8"
<b>1 DRAWER</b>	22 1/2"	15 3/4"	2 3/8"
	BODY	FRAME	DRAWERS
<b>THICKNESS</b>	1.0 mm	1.0mm	0.8mm
<b>LOAD CAPACITY</b>	77 lbs. PER DRAWER		

MODEL	WIDTH	DEPTH	HEIGHT	PC WT	CASE WT	CASE QTY	UPC
BK/BL/RD02027901	26 1/8"	17 1/2"	17"	100 lbs	125 lbs	1 pc	Call For Info



## 27" PROFESSIONAL SERIES 3 DRAWER MIDDLE CHEST

- HMC High Security Tubular Locking System
- 250 mm Ball-Bearing Slides
- Drawer Liners and Top Mat Included
- Heavy-Duty Handles



	WIDTH	DEPTH	HEIGHT
<b>2 DRAWERS</b>	22 3/4"	10"	2"
<b>1 DRAWER</b>	22 3/4"	10"	2 1/2"
	BODY	FRAME	DRAWERS
<b>THICKNESS</b>	1.0 mm	1.0mm	0.8mm
<b>LOAD CAPACITY</b>	77 lbs. PER DRAWER		

MODEL	WIDTH	DEPTH	HEIGHT	PC WT	CASE WT	CASE QTY	UPC
BK/BL/RD03032601	26 1/4"	12"	9 7/8"	33.5 lbs	45 lbs	1 pc	Call For Info



PROFESSIONAL SERIES TOOLBOXES

## 27" PROFESSIONAL SERIES 6 DRAWER ROLLING CABINET

- 250 mm Ball-Bearing Slides
- Drawer Liners and Top Mat Included
- Four 5" x 2" Casters: Two Swivel w/ Wheel Brake, Two Fixed
- Rubber Grip Handle



	WIDTH	DEPTH	HEIGHT
<b>5 DRAWERS</b>	23 1/8"	14 1/2"	2"
<b>1 DRAWER</b>	23 1/8"	14 1/2"	6"

	BODY	FRAME	DRAWERS
<b>THICKNESS</b>	1.0 mm	1.0mm	0.8mm
<b>LOAD CAPACITY</b>	77 lbs. PER DRAWER 330 LBS PER CASTER		



MODEL	WIDTH	DEPTH	HEIGHT	PC WT	CASE WT	CASE QTY	UPC
BK/BL/RD04062601	26 7/8"	18 1/2"	31 1/2"	107 lbs	114 lbs	1 pc	Call For Info

## 27" PROFESSIONAL SERIES 7 DRAWER ROLLING CABINET

- 250 mm Ball-Bearing Slides
- Drawer Liners and Top Mat Included
- Four 5" x 2" Casters: Two Swivel w/ Wheel Brake, Two Fixed
- Rubber Grip Handle



	WIDTH	DEPTH	HEIGHT
<b>5 DRAWERS</b>	23 1/4"	14 3/4"	2"
<b>2 DRAWERS</b>	23 1/4"	14 3/4"	6"

	BODY	FRAME	DRAWERS
<b>THICKNESS</b>	1.0 mm	1.0mm	0.8mm
<b>LOAD CAPACITY</b>	77 lbs. PER DRAWER 330 lbs. PER CASTER		



MODEL	WIDTH	DEPTH	HEIGHT	PC WT	CASE WT	CASE QTY	UPC
BK/BL/RD04072601	26 3/4"	18 1/4"	39 3/8"	124 lbs	132 lbs	1 pc	Call For Info

## 27" PRO SERIES LOCKING TOOL ORGANIZER ATTACHMENT

- 3.2 mil Epoxy-Polyester Powder Coat Paint Finish
- Easily Mounts to Rolling Cabinet for Extra Tool Storage
- Available in Black, Blue, and Red



MODEL	WIDTH	DEPTH	HEIGHT	PC WT	CASE WT	CASE QTY	UPC
BK/BL/RD08002601	10 7/8"	18 1/8"	3 1/2"	9 lbs	60 lbs	6 pcs	Call For Info

## 27" PRO SERIES LOCKING TOOL HOLDER ATTACHMENT

- 3.2 mil Epoxy-Polyester Powder Coat Paint Finish
- Easily Mounts to Rolling Cabinet for Extra Tool Storage
- Available in Black, Blue, and Red



MODEL	WIDTH	DEPTH	HEIGHT	PC WT	CASE WT	CASE QTY	UPC
BK/BL/RD08012601	5"	18 1/8"	6"	4.5 lbs	32 lbs	6 pcs	Call For Info

## 27" PRO SERIES SIDE FOLDING SHELF ATTACHMENT

- 3.2 mil Epoxy-Polyester Powder Coat Paint Finish
- Easily Mounts to Rolling Cabinet for Extra Work Space
- Top mat included
- Easily Folds Down for Convenient Storage
- Available in Black, Blue, and Red
- **Max Load Capacity: 33 lbs**

MODEL	WIDTH	DEPTH	HEIGHT	PC WT	CASE WT	CASE QTY	UPC
BK/BL/RD08032601	14 1/8"	18 1/8"	1"	8.5 lbs	56 lbs	6 pcs	Call For Info



PROFESSIONAL SERIES TOOLBOXES & ACCESSORIES

**Homak**

SINCE 1947.

# HOMAK SE SERIES

## Product Features:



HMC High Security  
Tubular Locking System



Ball-Bearing  
Drawer Glides



Full-Length Aluminum  
Drawer Pulls with Black  
Plastic End Caps



Four 5" x 2" Casters  
w/ 330 lb Weight  
Capacity Per Caster



Removable EVA  
Drawer Liners Included



Full-Extension Gas Struts  
(On Select Models)



Locking Lid Hinges  
(On Select Models)



### METAL THICKNESS

41" Frame	1.0 mm
27" Frame	0.8 mm
41" Drawers	0.8 mm
27" Drawers	0.8 mm

### MAX CAPACITIES

41" Slides	88 lbs/set
27" Slides	33-55 lbs/set
Casters	1,320 lbs

ball-bearing glides

**3 YEAR**  
LIMITED WARRANTY



## 41" SE SERIES 8 DRAWER TOP CHEST

- 3.2 mil Epoxy-Polyester Powder Coat Paint Finish
- HMC High Security Tubular Locking System
- Full-Extension Gas Struts
- 350 mm Ball-Bearing Slides
- Drawer Liners and Top Mat Included
- Easy Carrying Side Handles



	WIDTH	DEPTH	HEIGHT
<b>5 DRAWERS</b>	23 3/8"	14 3/8"	3 1/8"
<b>2 DRAWERS</b>	10 3/8"	14 3/8"	3 1/8"
<b>1 DRAWER</b>	10 3/8"	14 3/8"	9 5/8"

	BODY	FRAME	DRAWERS
<b>THICKNESS</b>	1.0 mm	1.0mm	0.8mm
<b>LOAD CAPACITY</b>	88 lbs. PER SLIDE PAIR		

MODEL	WIDTH	DEPTH	HEIGHT	PC WT	CASE WT	COLOR	UPC
BG02041083	40"	16"	21 5/8"	128 lbs	143 lbs	BLK & GRY	034518 009835



## 41" SE SERIES 12 DRAWER ROLLING CABINET

- 3.2 mil Epoxy-Polyester Powder Coat Paint Finish
- HMC High Security Tubular Locking System
- 406 mm Ball-Bearing Slides
- Drawer Liners and Top Mat Included
- Four 5" x 2" Casters: Two Swivel w/ Wheel Brake, Two Fixed



	WIDTH	DEPTH	HEIGHT
<b>2 DRAWERS</b>	23 3/8"	15 7/8"	4 15/16"
<b>3 DRAWERS</b>	23 3/8"	15 7/8"	3 1/8"
<b>1 DRAWER</b>	23 3/8"	15 7/8"	8 5/8"
<b>2 DRAWERS</b>	10 3/8"	15 7/8"	4 15/16"
<b>3 DRAWERS</b>	10 3/8"	15 7/8"	3 1/8"
<b>1 DRAWER</b>	10 3/8"	15 7/8"	8 5/8"

	BODY	FRAME	DRAWERS
<b>THICKNESS</b>	1.0 mm	1.0mm	0.8mm
<b>LOAD CAPACITY</b>	88 lbs. PER SLIDE PAIR		

MODEL	WIDTH	DEPTH	HEIGHT	PC WT	CASE WT	COLOR	UPC
BG04041123	40 3/8"	18"	40 3/8"	194 lbs	214 lbs	BLK & GRY	034518 009842



SE SERIES TOOLBOXES

## 41" SE SERIES 4 DRAWER SIDE LOCKER

- 3.2 mil Epoxy-Polyester Powder Coat Paint Finish
- HMC High Security Tubular Locking System
- 350 mm Ball-Bearing Slides
- Drawer Liners and Top Mat Included
- Easily Mounts to Either Side of Roller Cabinet



	WIDTH	DEPTH	HEIGHT
<b>1 DRAWER</b>	11"	14 3/8"	3"
<b>1 DRAWER</b>	10 3/8"	14 3/8"	4"
<b>2 DRAWERS</b>	10 3/8"	14 3/8"	6"

	BODY	FRAME	DRAWERS
<b>THICKNESS</b>	1.0 mm	1.0mm	0.8mm
<b>LOAD CAPACITY</b>	88 lbs. PER SLIDE PAIR		

MODEL	WIDTH	DEPTH	HEIGHT	PC WT	CASE WT	COLOR	UPC
BG08041042	16"	18"	34"	76 lbs	86 lbs	BLK & GRY	034518 009859



## 27" SE SERIES 5 DRAWER TOP CHEST

- HMC High Security Tubular Locking System
- 3.2 mil Epoxy-Polyester Powder Coat Paint Finish
- Locking Lid Hinges
- 254 mm Ball-Bearing Slides
- Drawer Liners and Top Mat Included
- Deep Inset Side Handles



	WIDTH	DEPTH	HEIGHT
<b>4 DRAWERS</b>	22 1/2"	10 3/4"	1 1/2"
<b>1 DRAWER</b>	22 1/2"	10 3/4"	2 1/2"

	BODY	FRAME	DRAWERS
<b>THICKNESS</b>	0.8 mm	0.8 mm	0.8 mm
<b>LOAD CAPACITY</b>	33 lbs. PER DRAWER		



MODEL	WIDTH	DEPTH	HEIGHT	PC WT	CASE WT	COLOR	UPC
BG02026503	26"	12"	17"	41 lbs	45.5 lbs	BLK & GRY	034518 003178

## 27" SE SERIES 6 DRAWER TOP CHEST

- HMC High Security Tubular Locking System
- 3.2 mil Epoxy-Polyester Powder Coat Paint Finish
- Locking Lid Hinges
- 254 mm Ball-Bearing Slides
- Drawer Liners and Top Mat Included
- Deep Inset Side Handles



	WIDTH	DEPTH	HEIGHT
<b>3 DRAWERS</b>	7 3/4"	10 3/4"	1 1/2"
<b>2 DRAWERS</b>	22 1/2"	10 3/4"	1 1/2"
<b>1 DRAWERS</b>	22 1/2"	10 3/4"	2 3/8"

	BODY	FRAME	DRAWERS
<b>THICKNESS</b>	0.8 mm	0.8 mm	0.8 mm
<b>LOAD CAPACITY</b>	33 lbs. PER DRAWER		



MODEL	WIDTH	DEPTH	HEIGHT	PC WT	CASE WT	COLOR	UPC
BG02026603	26"	12"	14 7/8"	43 lbs	48 lbs	BLK & GRY	034518 003192

## 27" SE SERIES 9 DRAWER TOP CHEST

- HMC High Security Tubular Locking System
- 3.2 mil Epoxy-Polyester Powder Coat Paint Finish
- Locking Lid Hinges
- 254 mm Ball-Bearing Slides
- Drawer Liners and Top Mat Included
- Deep Inset Side Handles



	WIDTH	DEPTH	HEIGHT
<b>6 DRAWERS</b>	6 3/4"	10 3/8"	1 7/8"
<b>2 DRAWERS</b>	22 1/2"	10 3/8"	3 3/8"
<b>1 DRAWER</b>	22 1/2"	10 3/8"	1 7/8"

	BODY	FRAME	DRAWERS
<b>THICKNESS</b>	0.8mm	0.8mm	0.8mm
<b>LOAD CAPACITY</b>	33 lbs. PER DRAWER		



MODEL	WIDTH	DEPTH	HEIGHT	PC WT	CASE WT	COLOR	UPC
BG02026903	26"	12"	18 3/4"	55 lbs	60 lbs	BLK & GRY	034518 003345

SE SERIES TOOLBOXES

## 27" SE SERIES 2 DRAWER MIDDLE CHEST

- Full-Length Drawer Handles
- 254mm Ball-Bearing Slides in Each Drawer
- 3.2 mil Epoxy-Polyester Powder Coat Paint Finish
- Great Addition to 27" SE combo units.
- Deep Inset Side Handles



	WIDTH	DEPTH	HEIGHT
<b>1 DRAWER</b>	22 5/8"	10 3/8"	1 5/8"
<b>1 DRAWER</b>	22 5/8"	10 3/8"	2 3/8"

	BODY	FRAME	DRAWERS
<b>THICKNESS</b>	0.8mm	0.8mm	0.8mm
<b>LOAD CAPACITY</b>	33 lbs. PER DRAWER		



MODEL	WIDTH	DEPTH	HEIGHT	PC WT	CASE WT	COLOR	UPC
BG03027203	26 1/2"	12 1/2"	7 3/4"	24.5 lbs	29.8 lbs	BLK & GRY	034518 003376

## 27" SE SERIES 4 DRAWER ROLLING CABINET

- HMC High Security Tubular Locking System
- 3.2 mil Epoxy-Polyester Powder Coat Paint Finish
- 406 mm Ball-Bearing Slides
- Drawer Liners Included
- Four 5" x 2" Casters: Two Swivel w/ Wheel Brake, Two Fixed
- Large Push Handle for Easy Mobility



	WIDTH	DEPTH	HEIGHT
<b>2 DRAWERS</b>	23"	15"	2 1/4"
<b>1 DRAWER</b>	23"	15"	4 7/8"
<b>1 DRAWER</b>	23"	15"	7 3/8"

	BODY	FRAME	DRAWERS
<b>THICKNESS</b>	0.8mm	0.7mm	0.7mm
<b>LOAD CAPACITY</b>	55 lbs. PER DRAWER 138 lbs. PER CASTER		



MODEL	WIDTH	DEPTH	HEIGHT	PC WT	CASE WT	COLOR	UPC
BG04027403	27"	18 3/8"	31 3/8"	85 lbs	97 lbs	BLK & GRY	034518 003352

## 27" SE SERIES 6 DRAWER ROLLING CABINET

- HMC High Security Tubular Locking System
- 3.2 mil Epoxy-Polyester Powder Coat Paint Finish
- 406 mm Ball-Bearing Slides
- Drawer Liners Included
- Four 5" x 2" Casters: Two Swivel w/ Wheel Brake, Two Fixed
- Large Push Handle for Easy Mobility



	WIDTH	DEPTH	HEIGHT
<b>1 DRAWER</b>	22 1/2"	16 1/4"	2 1/2"
<b>4 DRAWERS</b>	22 1/2"	16 1/4"	3 1/2"
<b>1 DRAWER</b>	22 1/2"	16 1/4"	5 3/4"

	BODY	FRAME	DRAWERS
<b>THICKNESS</b>	0.8mm	0.7mm	0.7mm
<b>LOAD CAPACITY</b>	55 lbs. PER DRAWER 138 lbs. PER CASTER		



MODEL	WIDTH	DEPTH	HEIGHT	PC WT	CASE WT	COLOR	UPC
BG04027603	27"	18"	37"	101 lbs	113.5 lbs	BLK & GRY	034518 003185

SE SERIES TOOLBOXES

## 2 TALL DOOR STEEL LOCKER

- 4 1/8" x 5 3/4" Personal Mirror In Each Unit
- Hanger and Towel Bars for Personal Storage
- Removable Upper and Lower Shelves Included
- Slotted Vents In Each Door For Air Circulation
- Height-Adjustable Legs For Proper Leveling
- Cupped ABS Plastic Door Handles

	WIDTH	DEPTH	HEIGHT	CAPACITY	FRAME
<b>2 LOCKER UNITS</b>	14 1/4"	17"	68 3/8"	33 lbs.	0.6 mm
<b>2 SHELVES/UNIT</b>	14 1/8"	15 3/4"	-	22 lbs.	<b>SHELVES</b> 0.6 mm
<ul style="list-style-type: none"> <li>• 3/4" Dia. Hanger Bar: 12" Usable Space</li> <li>• 1/2" Dia. Towel Bar: 9 1/2" Usable Space</li> <li>• Upper Shelf Hangs 5 7/8" From Top</li> <li>• Lower Shelf Hangs 7 1/4" From Base</li> </ul>					



MODEL	WIDTH	DEPTH	HEIGHT	PC WT	CASE WT	COLOR	UPC
GS00700201	27 1/2"	19 5/8"	70 3/4"	78 lbs	88 lbs	Gray/Black	034518 011449



## 3 DOOR STEEL LOCKER

- HMC High Security Tubular Locking System
- High-Quality Industrial Steel Construction
- Pre-Assembled Design For Quick, Easy Setup
- Slotted Vents In Each Door For Air Circulation
- Height-Adjustable Legs For Proper Leveling
- Label Holder On Every Door

	WIDTH	DEPTH	HEIGHT	CAPACITY	FRAME
<b>3 LOCKER UNITS</b>	15 5/8"	18 3/4"	23"	44 lbs.	0.7 mm



MODEL	WIDTH	DEPTH	HEIGHT	PC WT	CASE WT	COLOR	UPC
GS00700300	15 3/4"	19 5/8"	70 3/4"	48 lbs	61 lbs	Gray/Black	034518 011432



## 3 TALL DOOR STEEL LOCKER

- HMC High Security Tubular Locking System
- Hanger and Towel Bars for Personal Storage
- Removable Upper and Lower Shelves Included
- Slotted Vents In Each Door For Air Circulation
- Height-Adjustable Legs For Proper Leveling
- 4 1/8" x 5 3/4" Personal Mirror In Each Unit

	WIDTH	DEPTH	HEIGHT	CAPACITY	FRAME
<b>3 LOCKER UNITS</b>	11 5/8"	17"	68 1/2"	33 lbs.	0.6 mm
<b>2 SHELVES/UNIT</b>	11 3/8"	15 3/4"	-	22 lbs.	<b>SHELVES</b> 0.6 mm
<ul style="list-style-type: none"> <li>• 3/4" Dia. Hanger Bar: 10" Usable Space</li> <li>• 1/2" Dia. Towel Bar: 7 3/4" Usable Space</li> <li>• Upper Shelf Hangs 5 7/8" From Top</li> <li>• Lower Shelf Hangs 7 1/4" From Base</li> </ul>					



MODEL	WIDTH	DEPTH	HEIGHT	PC WT	CASE WT	COLOR	UPC
GS00700301	35 1/2"	19 5/8"	70 3/4"	102 lbs	122 lbs	Gray/Black	034518 011456



## 6 DOOR STEEL LOCKER

- 4 1/8" x 5 3/4" Personal Mirror In Each Unit
- Hanger and Towel Bars for Personal Storage
- Removable Lower Shelves Included
- Height-Adjustable Legs For Proper Leveling
- Cupped ABS Plastic Door Handles
- Label Holder On Every Door

	WIDTH	DEPTH	HEIGHT	CAPACITY	FRAME
<b>6 LOCKER UNITS</b>	11 1/2"	17"	34 3/8"	33 lbs.	0.6 mm
<b>1 SHELF/UNIT</b>	11 3/8"	15 3/4"	-	22 lbs.	<b>SHELF</b> 0.6 mm
<ul style="list-style-type: none"> <li>• 3/4" Dia. Hanger Bar: 9" Usable Space</li> <li>• 1/2" Dia. Towel Bar: 7 7/8" Usable Space</li> <li>• Lower Shelf Hangs 7 1/4" From Base</li> <li>• 4 1/8" x 5 3/4" Mirror In Each Unit</li> </ul>					



MODEL	WIDTH	DEPTH	HEIGHT	PC WT	CASE WT	COLOR	UPC
GS00700600	35 1/2"	19 5/8"	70 3/4"	109 lbs	119 lbs	Gray/Black	034518 011463



## 15 DOOR STEEL LOCKER

- HMC High Security Tubular Locking System
- High-Quality Industrial Steel Construction
- Pre-Assembled Design For Quick, Easy Setup
- Cupped ABS Plastic Door Handles
- Height-Adjustable Legs For Proper Leveling
- Label Holder On Every Door

	WIDTH	DEPTH	HEIGHT	CAPACITY	FRAME
<b>15 LOCKER UNITS</b>	11"	14 3/4"	13 7/8"	33 lbs.	0.6 mm



MODEL	WIDTH	DEPTH	HEIGHT	PC WT	CASE WT	COLOR	UPC
GS00701500	33 3/4"	15 5/8"	70 3/4"	90 lbs	100 lbs	Gray/Black	034518 011470



PROFESSIONAL STEEL LOCKERS

### 3 PIECE GARAGE SERIES CABINETY SET

- Pre-Assembled, Packaged Design for Quick and Easy Setup
- HMC High Security Tubular Locking System
- Industrial-Grade Welded Steel, Quality Construction
- Order Multiple Sets for Full Garage Storage
- 1" Thick Bamboo Block Work Surface (Base Cabinet Only)

#### Product Specifications:

BASE CABINET*	WIDTH	DEPTH	HEIGHT	CAPACITY	FRAME
TOP DRAWER	21 5/8"	14 1/2"	7 3/4"	100 lbs.	0.8 mm
2 DR COMPARTMENT	25 7/8"	14 1/2"	18 3/4"	100 lbs.	DRAWER
1 SHELF	25 7/8"	14 1/2"	1"	110 lbs.	0.8 mm

\* Top Drawer operates using a set of 400mm ball-bearing slides

WALL CABINET	WIDTH	DEPTH	HEIGHT	CAPACITY	FRAME
2DR COMPARTMENT	25 7/8"	11 7/8"	29 7/8"	110 lbs.	0.7 mm
ADJUSTABLE SHELF	25 7/8"	11 7/8"	1"	110 lbs.	SHELF
					0.7 mm

LOCKER CABINET	WIDTH	DEPTH	HEIGHT	CAPACITY	FRAME
3 ADJUSTABLE SHELVES	29 7/8"	17"	1"	110 lbs	0.8 mm
					SHELVES
					0.8 mm

MODEL No.	DESCRIPTION	W x D x H	PC WT	SHIPWT	CAPACITY	STORAGE	UPC CODE
GS07003002 (3pc Set)	2-Door Base Cabinet	26" 16" 33 7/8"	60 lbs.	191 lbs.	880 lbs.	5.50 cu. ft.	034518 011326 (3pc Set)
	2-Door Wall Cabinet	26" 12" 30"	28 lbs.	191 lbs.	220 lbs.	5.00 cu. ft.	
	2-Door Locker Cabinet	30" 18" 75 3/4"	86 lbs.	191 lbs.	880 lbs.	21.1 cu. ft.	

### 59" GARAGE SERIES 3 DOOR WORKSTATION

- Manufactured with High Quality 1.0mm Cold Steel
- 3.2 mil Epoxy-Polyester Powder Coat Paint Finish
- HMC High Security Tubular Locking System
- ABS Plastic Handles in Overhead, 3 Door Storage Compartment
- 1 1/2" Thick Plywood Work Surface for Durability
- Backsplash with Pegboard Design Offers Hanging Space for Hand Tools
- Grated Lower Shelf Stores Heavy-Duty Items
- A Perfect Addition to Any Garage



#### Product Specifications:

WORKSTATION	WIDTH	DEPTH	HEIGHT	CAPACITY	FRAME
OVERHEAD STORAGE	52 3/4"	11 7/8"	16 1/8"	110 lbs.	1.0 mm
- SINGLE DOOR	19"	10 3/4"	16 1/8"	55 lbs.	DRAWER
- DOUBLE DOOR	33 1/2"	10 3/4"	16 1/8"	55 lbs.	1.0 mm
PLYWOOD SURFACE	59 1/4"	28 3/4"	1 1/2"	264 lbs.	WOOD
GRATED SHELF	57 3/8"	30 3/8"	25 5/8"	110 lbs.	1.5 in

MODEL No.	DESCRIPTION	W x D x H	PC WT	SHIPWT	CAPACITY	STORAGE	UPC CODE
GS00659031	3-Door Workstation	26" 16" 33 7/8"	60 lbs.	191 lbs.	880 lbs.	5.50 cu. ft.	034518 011326



NEW GARAGE SERIES



# HOMAK GARAGE SERIES

Collect All 5 Units to Complete Your Setup:

- 3 Drawer Workbench
- 2 Door Tall Mobile Cabinet w/ 4 Adjustable Shelves
- 2 Door Wall Cabinet w/ 2 Adjustable Shelves
- 2 Door Mobile Cabinet w/ Pull-Out Drawer
- 5 Drawer Mobile Cabinet



## 79" STEEL WORKBENCH W/ 3 DRAWERS & WOOD TOP

- Manufactured with High Quality Steel
- Large, Matted Top for More Work Space
- 1.5" Thick Laminated Wood Work Surface
- HMC High Security Tubular Locking System



	WIDTH	DEPTH	HEIGHT
<b>3 DRAWERS</b>	14 3/4"	18"	4 1/2"
	BODY	FRAME	DRAWERS
<b>THICKNESS</b>	0.8 mm	1.5 mm	1.0 mm
	BODY	FRAME	DRAWERS
<b>LOAD CAPACITY</b>	-	440 lbs.	45 lbs.

MODEL	WIDTH	DEPTH	HEIGHT	PCWT	CASE WT	COLOR	UPC
GS00579030	78 3/8"	23 5/8"	42 1/8"	118 lbs	134 lbs	Gray/Black	034518 005420

## 2 DOOR TALL MOBILE CABINET W/ 4 SHELVES

- Manufactured with High Quality Steel
- 4 Adjustable Shelves for Convenient Storage
- HMC High Security Tubular Locking System
- Four 4"x1" Swivel Locking Casters for Mobility



	WIDTH	DEPTH	HEIGHT
<b>4 SHELVES</b>	26 1/2"	16 1/2"	3/4"
	BODY	FRAME	SHELVES
<b>THICKNESS</b>	0.7 mm	0.7 mm	0.8 mm
	BODY	FRAME	SHELVES
<b>LOAD CAPACITY</b>	-	286 lbs.	22 lbs.

MODEL	WIDTH	DEPTH	HEIGHT	PCWT	CASE WT	COLOR	UPC
GS00765021	26 3/4"	23"	64"	93 lbs	105 lbs	Gray/Black	034518 005219

## 2 DOOR WALL CABINET W/ 2 SHELVES

- Manufactured with High Quality Steel
- 2 Adjustable Shelves for Convenient Storage
- HMC High Security Tubular Locking System
- Pre-Drilled Holes and Mounting Hardware Included



	WIDTH	DEPTH	HEIGHT
<b>2 SHELVES</b>	26 1/2"	10 1/2"	3/4"
	BODY	FRAME	SHELVES
<b>THICKNESS</b>	0.7 mm	0.7 mm	0.8 mm
	BODY	FRAME	SHELVES
<b>LOAD CAPACITY</b>	-	66 lbs.	22 lbs.

MODEL	WIDTH	DEPTH	HEIGHT	PCWT	CASE WT	COLOR	UPC
GS00727021	26 3/4"	12"	26 7/8"	34 lbs	40 lbs	Gray/Black	034518 005202

GARAGE SERIES

## 2 DOOR MOBILE CABINET W/ PULL-OUT DRAWER

- Manufactured with High Quality Steel
- Pull-Out Drawer with Ball Bearing Glides
- Four 4"x1" Swivel Casters for Mobility (2 Locking)
- HMC High Security Tubular Locking System



	WIDTH	DEPTH	HEIGHT
<b>1 DRAWER</b>	26 1/2"	10 1/2"	3/4"
	BODY	FRAME	DRAWER
<b>THICKNESS</b>	1.0 mm	0.8 mm	1.0 mm
	BODY	FRAME	DRAWER
<b>LOAD CAPACITY</b>	-	165 lbs.	40 lbs.

MODEL	WIDTH	DEPTH	HEIGHT	PC WT	CASE WT	COLOR	UPC
GS04002270	26 7/8"	18"	31"	68 lbs	77 lbs	Gray/Black	034518 005226

## 5 DRAWER MOBILE CABINET

- Manufactured with High Quality Steel
- 5 Drawers with Ball Bearing Glides
- HMC High Security Tubular Locking System
- Four 4"x1" Swivel Casters for Mobility (2 Locking)



	WIDTH	DEPTH	HEIGHT
<b>3 DRAWERS</b>	22 1/4"	16 3/8"	2 1/8"
<b>2 DRAWERS</b>	22 1/4"	16 3/8"	5 1/4"
	BODY	FRAME	DRAWER
<b>THICKNESS</b>	1.0 mm	0.8 mm	0.7mm
	FRAME	3 DRWS	2 DRWS
<b>LOAD CAPACITY</b>	286 lbs.	40 lbs.	44 lbs.

MODEL	WIDTH	DEPTH	HEIGHT	PC WT	CASE WT	COLOR	UPC
GS04005270	26 7/8"	18"	31"	97 lbs	120 lbs	Gray/Black	034518 005233

## MAGNETIC TRAYS

- Great for Managing Loose Hardware
- Attaches to any Metal Surface
- Magnet Has Rubber Coating to Prevent Damage to Painted Surfaces



MODEL	DESCRIPTION	CASE QTY	UPC
HA01006000	6" Magnetic Tray	40 pcs	034518 001334
HA01009000	9" Rectangular Magnetic Tray	24 pcs	034518 001341
HA01014000	14" Rectangular Magnetic Tray	16 pcs	034518 001358
HA01011000	11" Square Magnetic Tray	12 pcs	034518 001365



## 44" BIG DAWG™ 10 DRAWER MAINTENANCE CART

- Rubberized MDF Work Surface for Durability
- Equipped with Heavy-Duty Ball Bearing Drawer Slides
- Heavy-Duty 6" x 2" Roller Bearing Casters with Locks
- Metal Thickness: Body - 16 ga. Drawers - 16 ga.



# BIG DAWG



	WIDTH	DEPTH	HEIGHT
1 DRAWER	40"	18 1/8"	4 7/8"
3 DRAWERS	12"	18"	1 3/8"
1 DRAWER	12"	18"	9 3/8"
2 DRAWERS	25"	18"	1 3/8"
3 DRAWERS	25"	18"	3 3/8"

MODEL	WIDTH	DEPTH	HEIGHT	PC WT	CASE WT	UPC
_04044105	43 3/4"	20"	38"	301 lbs	316 lbs	Call For UPC Information



## 41" PRO SERIES 5 DRAWER DELUXE MAINTENANCE CART

- HMC High Security Tubular Locking System
- 3.2 mil Epoxy-Polyester Powder Coat Paint Finish
- Four 5" x 2" Casters: Two Swivel w/ Wheel Brake, Two Fixed
- Large Push Handle for Easy Mobility
- 416mm Ball-Bearing Slides & Full-Extension Gas Struts
- Lockable Storage Compartment with Sliding Shelf
- Swing-Out, Lockable Side Compartments with Pegboard System
- Storage Bins Included
- Cutouts for Cords



	WIDTH	DEPTH	HEIGHT
TOP TILL	36"	20 7/8"	7 1/8"
2 DRAWERS	25 1/4"	19 7/8"	2 1/4"
2 DRAWERS	11 1/4"	19 7/8"	4 1/8"
1 DRAWER	11 1/4"	19 7/8"	8 1/8"

	LID	FRAME	DRAWERS
THICKNESS	1.2mm	1.2mm	1.2mm
LOAD CAPACITY	77 lbs. PER DRAWER 330 lbs. PER CASTER		

MODEL	WIDTH	DEPTH	HEIGHT	PC WT	CASE WT	UPC
BK/BL/RD06041050	36 3/8"	21 1/8"	41"	228 lbs	285 lbs	Call For UPC Information



## 35" PRO SERIES 4 DRAWER SERVICE CART

- HMC High Security Tubular Locking System
- 3.2 mil Epoxy-Polyester Powder Coat Paint Finish
- 416mm Ball-Bearing Slides
- Full-Extension Gas Struts
- Bottom Shelf
- Four 5" x 2" Casters: Two Swivel w/ Wheel Brake, Two Fixed
- Large Push Handle for Easy Mobility



	WIDTH	DEPTH	HEIGHT
TOP TILL	30 1/2"	19 3/8"	4 3/8"
2 DRAWERS	12"	17 1/4"	2 3/8"
1 DRAWER	25 7/8"	17 1/4"	2 3/8"
1 DRAWER	25 7/8"	17 1/4"	6"

	LID	FRAME	DRAWERS
THICKNESS	1.5mm	1.2mm	1.0mm
LOAD CAPACITY	100 lbs. PER DRAWER 330 lbs. PER CASTER		

MODEL	WIDTH	DEPTH	HEIGHT	PC WT	CASE WT	COLOR	UPC
BK06032000	35"	20 7/8"	33 3/8"	141 lbs	175.5 lbs	BLACK	034518 003338



MAINTENANCE & SERVICE CARTS



## 34" PRO SERIES 3 DRAWER SERVICE CARTS

- HMC High Security Tubular Locking System & 350 mm Ball-Bearing Slides
- 3.2 mil Epoxy-Polyester Powder Coat Paint Finish
- Four 5" x 2" Casters: Two Swivel, Two Swivel w/ Wheel Brake
- Full Extension Gas Struts
- Large Push Handle
- Bottom Shelf



	WIDTH	DEPTH	HEIGHT
<b>TOP TILL</b>	30 3/8"	15 7/8"	4"
<b>1 DRAWER</b>	26 7/8"	14 3/4"	1 3/4"
<b>1 DRAWER</b>	26 7/8"	14 3/4"	2 1/2"
<b>1 DRAWER</b>	26 7/8"	14 3/4"	3 7/8"

	LID	FRAME	DRAWERS
<b>THICKNESS</b>	1.2mm	1.0mm	1.0mm
<b>LOAD CAPACITY</b>	55 lbs. PER DRAWER		
	264 lbs. PER CASTER		

MODEL	WIDTH	DEPTH	HEIGHT	PC WT	CASE WT	COLOR	UPC
BK05500200	34 1/2"	16 3/4"	39 3/8"	110 lbs	125 lbs	BLACK	034518 003833
BL05500200	34 1/2"	16 3/4"	39 3/8"	110 lbs	125 lbs	BLUE	034518 003604

## 32" PRO SERIES 1 DRAWER SERVICE CARTS

- 350 mm Ball-Bearing Slides w/ 55 lb. Drawer Capacity
- Four 4" x 1" Casters w/ Chrome Finish and Soft Rubber Wheel
- Tubular Locking System
- Locking Lid Hinges
- Bottom Shelf



	WIDTH	DEPTH	HEIGHT
<b>TOP TILL</b>	30 1/4"	16 1/8"	2 7/8"
<b>1 DRAWER</b>	26 7/8"	14 3/4"	3 3/4"

	LID	FRAME	DRAWERS
<b>THICKNESS</b>	1.0mm	1.0mm	1.0mm
<b>LOAD CAPACITY</b>	55 lbs. PER DRAWER		
	264 lbs. PER CASTER		

MODEL	WIDTH	DEPTH	HEIGHT	PC WT	CASE WT	COLOR	UPC
BK05500190	31 1/2"	17 1/2"	35 5/8"	63 lbs	78 lbs	BLACK	034518 003840
BL05500190	31 1/2"	17 1/2"	35 5/8"	63 lbs	78 lbs	BLUE	034518 003598

## 35" PRO SERIES 4 DRAWER SLIDE-TOP SERVICE CART

- Sliding Top Opens to Reveal Lockable Storage Compartment
- Four 5" x 2" Casters & 416mm Ball-Bearing Slides
- Full-Length Push Handle
- Tubular Locking System
- Cutouts for Cords



	WIDTH	DEPTH	HEIGHT
<b>TOP TILL</b>	29"	20 1/8"	6 3/4"
<b>2 DRAWERS</b>	11 1/4"	18 7/8"	2 1/4"
<b>1 DRAWER</b>	24 3/4"	18 7/8"	2 1/4"
<b>1 DRAWER</b>	24 3/4"	18 7/8"	3 7/8"

	LID	FRAME	DRAWERS
<b>THICKNESS</b>	1.2mm	1.2mm	1.0mm
<b>LOAD CAPACITY</b>	77 lbs. PER DRAWER		
	330 lbs. PER CASTER		

MODEL	WIDTH	DEPTH	HEIGHT	PC WT	CASE WT	UPC
BK/BL/RD06043500	30 1/4"	20 5/8"	42"	146 lbs	162 lbs	Call For UPC Information

## 27" PRO SERIES 2 DRAWER SLIDE-TOP SERVICE CART

- Top Locking Sliding Panels Provide Additional Storage
- HMC Tubular Locking System, Ball-Bearing Glides, & Rubber Mats
- Bottom Shelf for Additional Storage & Four 4" x 1" Casters



	WIDTH	DEPTH	HEIGHT
<b>2 DRAWERS</b>	22 1/4"	12 3/4"	2"

	BODY	FRAME	DRAWERS
<b>THICKNESS</b>	0.8mm	0.8mm	0.8mm
<b>LOAD CAPACITY</b>	150 lbs. PER CASTER		

MODEL	WIDTH	DEPTH	HEIGHT	PC WT	CASE WT	COLOR	UPC
BK06022704	27 7/8"	14 5/8"	36"	60.5 lbs	67 lbs	BLACK	034518 001587



MAINTENANCE & SERVICE CARTS



## 59" INDUSTRIAL STEEL WORKBENCH

- Manufactured with High Quality Steel
- Large Surface for More Work Space
- Extended Lip around Surface of Table
- Bottom Shelf



	TOP	FRAME
METAL THICKNESS	2.0mm	2.5mm
LOAD CAPACITY	880 LBS.	

MODEL	WIDTH	DEPTH	HEIGHT	PC WT	CASE WT	COLOR	UPC
GW00550150	59"	27 1/2"	37"	110 lbs	123.5 lbs	Gr. Wrinkle	034518 003611



## 59" INDUSTRIAL STEEL WORKBENCH w/ 2 DRAWERS

- Manufactured with High Quality Steel
- Large Surface for More Work Space
- Roller Glides in Each Drawer
- HMC High Security Tubular Locking System
- Bottom Shelf Provides More Storage



	TOP	FRAME	DRAWERS
METAL THICKNESS	2.0mm	2.5mm	1.2mm
LOAD CAPACITY	1,320 LBS.		

	WIDTH	DEPTH	HEIGHT
2 DRAWERS	13 3/4"	16 1/2"	5 1/2"

MODEL	WIDTH	DEPTH	HEIGHT	PC WT	CASE WT	COLOR	UPC
GW00550170	59"	25 1/2"	34"	148 lbs	163 lbs	Gr. Wrinkle	034518 003628



## 79" INDUSTRIAL STEEL WORKBENCH w/ 3 DRAWERS

- Manufactured with High Quality Steel
- Large Surface for More Work Space
- Roller Glides in Each Drawer
- HMC High Security Tubular Locking System
- Bottom Shelf Provides More Storage



	TOP	FRAME	DRAWERS
METAL THICKNESS	1.5mm	1.2mm	1.0mm
LOAD CAPACITY	1,100 LBS.		

	WIDTH	DEPTH	HEIGHT
3 DRAWERS	13 3/4"	16 1/2"	5 1/2"

MODEL	WIDTH	DEPTH	HEIGHT	PC WT	CASE WT	COLOR	UPC
GW00550160	78 3/4"	25 1/2"	34"	191 lbs	211 lbs	Gr. Wrinkle	034518 003635



## FOLDING STEEL SAWHORSE

- Comes as a Set of 2 Sawhorses
- Easy-Carry Handle
- Fold-Away Legs
- Friction-Grip Surface
- Easy Setup and Stow Away



	TOP	FRAME
METAL THICKNESS	1.8mm	1.8mm
LOAD CAPACITY	265 LBS. / Sawhorse	

MODEL	WIDTH	DEPTH	HEIGHT	PC WT	CASE WT	COLOR	UPC
HA01539151	39"	15"	31"	10 lbs	22 lbs	Yellow	034518 003208



Foldable Sawhorse  
HA01539151

INDUSTRIAL STEEL WORKBENCHES & SAWHORSE

## 3.5 GALLON PARTS WASHER

- Flexible Nozzle
- Solid Steel Design Won't Leak
- Fusible Linked Lid Arm To Prevent Accidental Injury In Case Of Fire
- Electric Pump Included
- Pump ON/OFF Switch
- Removable Work Surface Tray

MODEL	WIDTH	DEPTH	HEIGHT	PCWT	CASE WT	CASE QTY	UPC
RD00803180	17"	13 1/2"	9"	15 lbs	17 lbs	1 pcs	034518 010091



## 20 GALLON PARTS WASHER

- Flexible Nozzle
- Solid Steel Design Won't Leak
- Fusible Linked Lid Arm To Prevent Accidental Injury In Case Of Fire
- Electric Pump Included
- Pump ON/OFF Switch
- Removable Work Surface Tray
- Equipped With A Drain Plug For Easy Cleaning

MODEL	WIDTH	DEPTH	HEIGHT	PCWT	CASE WT	CASE QTY	UPC
RD00820310	29 15/16"	21 1/4"	34 5/8"	51 lbs	58 lbs	1 pcs	034518 010084



## 40 GALLON PARTS WASHER

- Flexible Nozzle
- Solid Steel Design Won't Leak
- Fusible Linked Lid Arm To Prevent Accidental Injury In Case Of Fire
- Electric Pump Included
- Pump ON/OFF Switch
- Removable Work Surface Tray
- Equipped With A Drain Plug For Easy Cleaning

MODEL	WIDTH	DEPTH	HEIGHT	PCWT	CASE WT	CASE QTY	UPC
RD00840450	46 7/8"	22 7/8"	36 3/4"	93 lb	99 lbs	1 pcs	034518 010077



## TABLE TOP ABRASIVE BLAST CABINET

- Included Light For Better Work Visibility
- Extra PVC Window Protectors Included
- Replaceable Work Gloves
- Media Release Plug
- 4 Ceramic Nozzles Included

MODEL	WIDTH	DEPTH	HEIGHT	PCWT	CASE WT	CASE QTY	UPC
RD00920250	23"	19"	19 1/4"	38 lbs	42 lbs	1 pcs	034518 010114



## VERTICAL ABRASIVE BLAST CABINET

- Included Light For Better Work Visibility
- Extra PVC Window Protectors Included
- Replaceable Work Gloves
- Media Release Door
- 4 Ceramic Nozzles Included

MODEL	WIDTH	DEPTH	HEIGHT	PCWT	CASE WT	CASE QTY	UPC
RD00924380	36 5/8"	23 1/4"	52 5/8"	107 lbs	113 lbs	1 pcs	034518 010107



## ACCESSORIES & REPLACEMENT PARTS

- RP905 Includes 3 Ceramic Nozzles: 5mm, 6mm, & 7mm
- RP900 Includes 4 Ceramic Nozzles: 4mm, 5mm, 6mm, & 7mm

MODEL	DESCRIPTION	PCWT	CASE WT	CASE QTY	UPC
RP912	5 Small Window Covers(RD00920250 only)	0.19 lbs	36.2 lbs	60 pcs	034518 010992
RP922	5 Large Window Covers(RD00924380 only)	0.36 lbs	36.2 lbs	60 pcs	034518 011005
RP905	3pc Nozzle Set (Blast Cabinets only)	0.15 lbs	20.2 lbs	120 pcs	034518 011012
RP900	Abrasive Blast Gun	1.1 lbs	29.7 lbs	24 pcs	034518 011036
RP804	Parts Washer Brush	1.85 lbs	22 lbs	20 pcs	034518 011043



P. B. & E.



# SAFETY CABINETS & SPILL CONTAINMENT SYSTEMS



**1 YEAR**  
LIMITED WARRANTY

## 30 GALLON SAFETY CABINET

- Meets NFPA Code 30 and OSHA Specifications
- Designed to Protect Contained Flammable Liquids for a Period of 10-Minutes
- Suitable for Storage of Up to 5-Gal Sized Containers of Flammable Liquids
- Adjustable, Galvanized Steel Shelf to Accommodate Various Sized Containers
- Reinforced, Welded Double Wall Construction w/ 1 ½" Airspace
- 3-Point, Flat Key Locking System w/ Button Latches
- Full-Length Piano Hinges, Self-Latching Doors
- Two, 2" Vents with Fire Baffles and Caps
- 4 Adjustable, Galvanized Leveling Legs
- 2" Raised Leakproof Sill
- Factory Mutual Tested & Approved
- Made in the USA



MODEL	WIDTH	DEPTH	HEIGHT	PC WT	CASE WT	CASE QTY	UPC
YW00750300	43"	18"	44"	202 lbs	220 lbs	1 pc	034518 010817

## 45 GALLON SAFETY CABINETS

- Meets NFPA Code 30 and OSHA Specifications
- Designed to Protect Contained Flammable Liquids for a Period of 10-Minutes
- Suitable for Storage of Up to 5-Gal Sized Containers of Flammable Liquids
- 2 Adjustable, Galvanized Steel Shelves to Accommodate Various Sized Containers
- 3-Point, Flat Key Locking System w/ Button Latches
- Reinforced, Welded Double Wall Construction w/ 1 ½" Airspace
- Full-Length Piano Hinges, Self-Latching Doors
- Two, 2" Vents with Fire Baffles and Caps
- 4 Adjustable, Galvanized Leveling Legs
- 2" Raised Leakproof Sill
- Factory Mutual Tested & Approved
- Made in the USA



**YW00750450** Feat: Manual Closing Doors  
**YW00750451** Feat: Self-Closing Doors

MODEL	WIDTH	DEPTH	HEIGHT	PC WT	CASE WT	CASE QTY	UPC
YW00750450	43"	18"	65"	280 lbs	300 lbs	1 pc	034518 010824
YW00750451	43"	18"	65"	282 lbs	302 lbs	1 pc	034518 010831



SAFETY CABINETS

## 60 GALLON SAFETY CABINET

- Meets NFPA Code 30 and OSHA Specifications
- Designed to Protect Contained Flammable Liquids for a Period of 10-Minutes
- Suitable for Storage of Up to 5-Gal Sized Containers of Flammable Liquids
- 2 Adjustable, Galvanized Steel Shelves to Accommodate Various Sized Containers
- Reinforced, Welded Double Wall Construction w/ 1 ½" Airspace
- 3-Point, Flat Key Locking System w/ Button Latches
- Full-Length Piano Hinges, Self-Latching Doors
- Two, 2" Vents with Fire Baffles and Caps
- 4 Adjustable, Galvanized Leveling Legs
- 2" Raised Leakproof Sill
- Factory Mutual Tested & Approved
- Made in the USA



MODEL	WIDTH	DEPTH	HEIGHT	PC WT	CASE WT	CASE QTY	UPC
YW00750600	31 ¼"	31 ¼"	65"	307 lbs	332 lbs	1 pc	034518 010848



## SAFETY CABINET REPLACEMENT SHELVES

- **Model RP745:** Compatible With All 30 & 45 Gallon Safety Cabinets
- **Model RP760:** Compatible With 60 Gallon Safety Cabinets

MODEL	WIDTH	DEPTH	HEIGHT	PC WT	CASE WT	CASE QTY	UPC
RP745	35 5/8"	14"	1"	12 lbs	13 lbs	1 pc	034518 011210
RP760	28"	28"	1"	16 lbs	17 lbs	1 pc	034518 011265

All Safety Cabinets are  
USA Made and FM Approved



# SPILL CONTAINMENT SYSTEMS

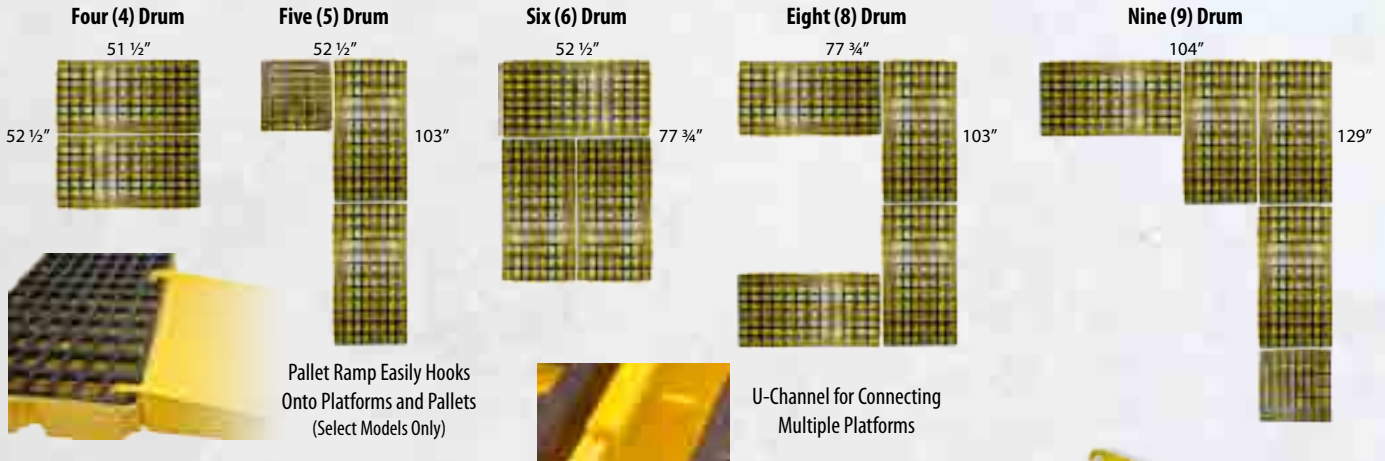
## MODULAR PLATFORMS

- Design Allows for Multiple Configurations
- Easy to Connect with Built-In U-Channels
- Low Profile for Easy Loading and Unloading
- Compatible Units: [YW00301122](#) & [YW00302302](#)

All Spill Containment Units are  
Proudly Made in the USA



### Typical Configurations:



## SPILL CONTAINMENT PALLET RAMP

- High Performance Engineered Plastic for Excellent Chemical Resistance
- Low Profile Design for Easy Loading and Unloading
- Compatible with [YW00302302](#) & [YW00304660](#)
- Load Capacity: 1,500 lbs.
- Made in the USA



MODEL	WIDTH	DEPTH	HEIGHT	PC WT	CASE WT	CASE QTY	UPC
YW00346323	32"	45 1/2"	8"	32 lbs	37 lbs	1 pc	034518 010930




## 1 DRUM MODULAR SPILL CONTAINMENT PLATFORM

- High Performance Engineered Plastic for Excellent Chemical Resistance
- Modular Construction Allows for Multiple Configurations
- External U-Channels for Easy Connection to Multiple Platforms
- Removable, Flat Top Grating for Easy Cleaning
- Sump Capacity: 12 Gallons
- Load Capacity: 2,000 lbs.
- EPA 40 CFR 264.175 Compliant
- Made in the USA



MODEL	WIDTH	DEPTH	HEIGHT	PC WT	CASE WT	CASE QTY	UPC
YW00301122	26 1/4"	26"	6 1/2"	16 lbs	21 lbs	1 pc	034518 010916




## 2 DRUM MODULAR SPILL CONTAINMENT PLATFORM

- High Performance Engineered Plastic for Excellent Chemical Resistance
- Modular Construction Allows for Multiple Configurations
- External U-Channels for Easy Connection to Multiple Platforms & Ramps
- Removable, Flat Top Grating for Easy Cleaning
- Molded Forklift Pockets in Base
- Compatible with Poly Pallet Ramp
- Sump Capacity: 30 Gallons
- Load Capacity: 5,000 lbs.
- EPA 40 CFR 264.175 Compliant
- Made in the USA




MODEL	WIDTH	DEPTH	HEIGHT	PC WT	CASE WT	CASE QTY	UPC
YW00302302	26 1/4"	51 1/2"	6 1/2"	32 lbs	37 lbs	1 pc	034518 010923



SPILL CONTAINMENT SYSTEMS

## 4 DRUM SPILL CONTAINMENT PALLET

- High Performance Engineered Plastic for Excellent Chemical Resistance
- Drain Plug For Convenient Liquid Removal
- Removable, Flat Top Grating for Easy Cleaning
- Compatible with Poly Pallet Ramp
- Molded Forklift Pockets in Base
- Sump Capacity: 66 Gallons
- Load Capacity: 8,000 lbs.
- EPA 40 CFR 264.175 & SPCC Compliant
- Made in the USA



MODEL	WIDTH	DEPTH	HEIGHT	PC WT	CASE WT	CASE QTY	UPC
YW00304660	51 1/2"	51 1/2"	8"	67 lbs	72 lbs	1 pc	034518 010886

## 2 DRUM SPILL CONTAINMENT PALLET

- High Performance Engineered Plastic for Excellent Chemical Resistance
- Drain Plug For Convenient Liquid Removal
- Removable, Flat Top Grating for Easy Cleaning
- Molded Forklift Pockets in Base
- Sump Capacity: 66 Gallons
- Load Capacity: 4,000 lbs.
- EPA 40 CFR 264.175 & SPCC Compliant
- Made in the USA



MODEL	WIDTH	DEPTH	HEIGHT	PC WT	CASE WT	CASE QTY	UPC
YW00302660	51"	26 1/4"	13 3/4"	52 lbs	57 lbs	1 pc	034518 010879

## 2 DRUM SPILL CONTAINMENT BASIN

- Add Low Cost Spill Protection to Your Workplace
- High Performance Molded Plastic Construction
- Sump Capacity: 34 Gallons
- Load Capacity: 5,000 lbs.
- Made in the USA



MODEL	WIDTH	DEPTH	HEIGHT	PC WT	CASE WT	CASE QTY	UPC
YW00302341	26 1/4"	51 1/2"	6 1/2"	20 lbs	25 lbs	1 pc	034518 010893

## 4 DRUM SPILL CONTAINMENT BASIN

- Add Low Cost Spill Protection to Your Workplace
- High Performance Molded Plastic Construction
- Drain Plug For Convenient Liquid Removal
- Sump Capacity: 66 Gallons
- Load Capacity: 5,000 lbs.
- Made in the USA



MODEL	WIDTH	DEPTH	HEIGHT	PC WT	CASE WT	CASE QTY	UPC
YW00304661	51 1/2"	51 1/2"	7"	25 lbs	30 lbs	1 pc	034518 010909



EPA 40 CFR 264.175: Container storage areas must have a containment system that has sufficient capacity to contain 10% of the volume of containers of the volume of the largest container, whichever is greater.



This marker indicates compliance with EPA spill prevention, control and counter-measures regulations.

All Spill Containment Units are Proudly Made in the USA



SPILL CONTAINMENT SYSTEMS

## 5 PIECE PLIER SET

- Pliers Included: 6.5" Tongue and Groove, 7" Linesman, 6" Slip Joint, 6" Diagonal Cut and 6" Long Nose
- Comfortable Soft Grip Handle
- Corrosion and Rust Resistant Carbon Steel with Nickel-Plated Finish
- Meets or Exceeds ANSI standards



MODEL	WIDTH	DEPTH	HEIGHT	PCWT	CASE WT	CASE QTY	UPC
HT06806005	14 1/8"	1/2"	10 1/2"	2 lbs	24 lbs	10 pcs	034518 001778

## 51 PIECE SCREWDRIVER SET

- Bit Belt, Sockets, Magnetic-Tip Screwdrivers and Mini Screwdrivers Included
- Rubber Grip Handle
- Heat-Treated Chrome Vanadium Steel
- Meets or Exceeds ANSI standards



MODEL	WIDTH	DEPTH	HEIGHT	PCWT	CASE WT	CASE QTY	UPC
HT06803151	14 1/2"	7/8"	18 1/2"	3.5 lbs	33 lbs	10 pcs	034518 001761

## 16 PIECE PRECISION SCREWDRIVER & PLIERS SET WITH CASE

- Pliers Included: Precision 5" Flat Nose, 5" End Cut, 5" Linesman, 5" Diagonal Cut and 5" Long Nose
- Corrosion and Rust Resistant Carbon Steel with Nickel-Plated Finish
- Comfortable Soft Grip Handles with Slip Protection
- Convenient Black Zip Carrying Case
- Meets or Exceeds ANSI standards



\* Limited Lifetime Warranty on tools only

MODEL	WIDTH	DEPTH	HEIGHT	PCWT	CASE WT	CASE QTY	UPC
HT06801700	17 1/8"	1 1/4"	15 3/8"	2 lb	24 lbs	10 pcs	034518 002973

## 6 PIECE SCREWDRIVER SET WITH RACK

- Screwdrivers Included: 5" Phillips w/ P2 Magnetic Tip, 3" Phillips w/ P1 Magnetic Tip, 3" Phillips w/ P2 Magnetic Tip, 3" Flat Screwdriver w/ 3/16" Magnetic Blade, 5" Flat w/ 1/4" Magnetic Blade and 3" Flat w/ 1/8" Magnetic Blade
- Rubber Grip Handle
- Heat-Treated Chrome Vanadium Steel
- Meets or Exceeds ANSI standards



\* Limited Lifetime Warranty on tools only

MODEL	WIDTH	DEPTH	HEIGHT	PCWT	CASE WT	CASE QTY	UPC
HT06807000	7 1/2"	1 1/2"	12 1/2"	1.5 lbs	26.5 lbs	20 pcs	034518 002980



## 7 PIECE NUT DRIVER SET WITH HOLDER

- Drivers Included: 3/16", 5/16", 1/2", 5/8", 3/4", 1", 1 1/8" and 1 1/2"
- Heat-Treated Chrome Vanadium Steel
- Meets or Exceeds ANSI standards



\* Limited Lifetime Warranty on tools only

MODEL	WIDTH	DEPTH	HEIGHT	PC WT	CASE WT	CASE QTY	UPC
HT03103070	9"	1 1/4"	10 1/4"	2 lbs	21 lbs	10 pcs	034518 002911

## 111 PIECE WRENCH & SOCKET SET

- Includes (22) 1/4" Shallow Sockets, (21) 1/4" Deep Sockets, (2) 1/4" Extension Bars, (1) 1/4" Ratchet Quick Release, (20) 3/8" Shallow Sockets, (22) 3/8" Deep Sockets, (2) 3/8" Extension Bars, (1) Special 3/8" Sockets, (1) 3/8" Ratchet Quick Release, (18) Combination Wrenches
- Black Professional Steel 2 Drawer Hand-Carry Toolbox Included With Drawer Moldings for Organization
- Ball-Bearing Glides in Each Drawer



\* Limited Lifetime Warranty on tools,  
1 Year Warranty on Toolbox



MODEL	WIDTH	DEPTH	HEIGHT	PC WT	CASE WT	CASE QTY	UPC
BK01020111	20"	8 5/8"	9 7/8"	28.5 lbs	33 lbs	1 pcs	034518 002461

## 15 PIECE STUBBY WRENCH SET WITH CASE

- Compact, Adjustable Stubby Wrench with Two-Tone Handle and 8" Head
- Heat-Treated Chrome Vanadium Steel
- Convenient Plastic Carrying Case
- Meets or Exceeds ANSI standards
- Kit Includes Stubby Wrenches in the Following Sizes:
- 5/16", 3/8", 7/16", 1/2", 9/16", 5/8", 11/16", 8mm, 9mm, 10mm, 11mm, 13mm, 15mm & 17mm



\* Limited Lifetime Warranty on tools only

MODEL	WIDTH	DEPTH	HEIGHT	PC WT	CASE WT	CASE QTY	UPC
HT06800150	12 5/8"	7 5/8"	2 1/4"	3 lb	20 lbs	6 pcs	034518 003703



Ball-Bearing Hand Carry Toolboxes.....2	H2Pro 41" Combo.....16	Pro Series 41" Top Chests..... 18
Beveled Plastic Hand Carry Toolboxes..... 3	H2Pro 36" Combo.....16	Pro Series 27" Accessories.....20
Big Dawg Accessories.....13-14	Hip Roof Hand Carry Toolboxes.....2	Pro Series 27" Middle Chests.....19
Big Dawg 60" Combo.....12	Homeowner's Combos..... 4	Pro Series 27" Roller Cabinets.....20
Big Dawg 53" Combo.....13	Index.....39	Pro Series 27" Top Chests..... 19
Big Dawg 46" Combo.....12	Individual Plastic Bins..... 6	Pull-Down Plastic Bin Storage Systems..... 5
Big Dawg 42" Combo.....13	Industrial Cantilever Toolboxes..... 1	Red Metal/Plastic Hand Carry Toolboxes... 3
Big Dawg 34" Combo.....14	Industrial Friction Toolboxes.....1	Red Metal/Plastic Roll-Away Toolbox..... 3
Big Dawg 27" Combo.....14	Industrial Toolboxes.....1	Safety Cabinets.....34
Big Dawg Truck Box..... 14	Industrial Tool Tote Steel Toolbox..... 1	Sawhorse.....31
Blast Cabinet - Accessories.....32	Lockers.....25	Screwdriver Set - 51pcs.....37
Blast Cabinet - Standing.....32	Magnetic Trays.....28	Screwdriver Set with Rack - 6pcs.....37
Blast Cabinet - Table Top.....32	Maintenance Cart - Deluxe.....29	Service Cart - 35".....29
Canvas Tool Bags.....4	Maintenance Cart - 44".....29	Service Cart - 34".....30
CTS Backsplashes.....10	Nut Driver Set - 7pcs.....38	Service Cart - 32".....30
CTS Bases.....9	Organizer Tray.....6	SE Series 41" Roller Cabinet.....22
CTS Base Guards.....10	Parts Organizers.....6	SE Series 41" Side Locker.....22
CTS Canopies.....10	Parts Washer - Accessories.....32	SE Series 41" Top Chest.....22
CTS Canopy Supports.....10	Parts Washer - 3.5 Gallon.....32	SE Series 27" Middle Chest.....24
CTS Cart Locker.....10	Parts Washer - 20 Gallon.....32	SE Series 27" Roller Cabinets.....24
CTS Countertop Seams.....9	Parts Washer - 40 Gallon.....32	SE Series 27" Top Chests.....23
CTS Countertop Surfaces.....10	Plastic Bin Sets.....6	Slide-Top Service Cart - 35".....30
Flat Top Hand Carry Toolboxes..... 2	Plastic Organizer - Double Sided..... 5	Slide-Top Service Cart - 27".....30
Garage Series Mobile Cabinets.....28	Plastic Organizers with Handles.....5	Spill Containment Systems..... 35-36
Garage Series Tall Mobile Cabinet.....27	Plastic Storage Boxes.....5	Stainless Steel/Black Plastic Toolboxes.....2
Garage Series Wall Cabinet.....27	Pliers Set - 5pcs.....37	Stubby Wrench Set - 15pcs..... 38
Garage Series Workbench.....27	Portable Parts Organizer..... 6	Transparent Plastic Toolboxes.....3
Garage Series Workstation.....26	Precision Set - 16pcs.....37	Workbench - 59".....31
Garage Series 3pc Combo Set.....26	Pro Series 41" Roller Cabinets.....18	Workbench - 59" 2 Drawers.....31
H2Pro 72" Combo.....15	Pro Series 41" Side Cabinet.....18	Workbench - 79" 3 Drawers.....31
H2Pro 56" Combo.....16	Pro Series 41" Side Locker..... 18	Wrench & Socket Set - 111pcs.....38



HOWMAK

Homak Tool Catalog  
Revision 5  
HC005



Retail: \$2.99

1605 OLD ROUTE 18

SUITE 4-36

WAMPUM, PA 16157



**SERIOUS. PROFESSIONAL. SOLUTIONS.**

Or Visit Us At:

***www.Homak.com***

**Toll Free: 1.800.874.6625 • Local: 724.535.1080 • Fax: 724.535.1081**